


# Price List

w.e.f Jan.17<sup>th</sup>, 2024



**DODIA ELECTRICALS**

## Industrial Automation Products

Life Is On



## Industrial Automation Products




[se.com/in](https://se.com/in)

**DODIA ELECTRICALS**

<b>Phaseo Power Supplies &amp; Transformers</b>	
■ Phaseo Power Supplies	4
■ Phaseo Transformers	6
<b>Harmony Smart Relays</b>	<b>8</b>
<b>Altivar AC Drives</b>	<b>10</b>
■ Altivar Variable Frequency Drives	13
<b>Altivar Process Modular ATV6XX/9XX</b>	<b>25</b>
■ Altivar Process Variable Frequency Drives	26
<b>Altistart</b>	<b>33</b>
■ Altistart Soft Starter	33
■ Altistart 480	37
<b>Harmony</b>	<b>38</b>
■ Harmony Plug - In Relays	39
■ Harmony Electronic Timers/Control Relays	43
<b>Control &amp; Signaling Components</b>	<b>45</b>
■ Harmony Control & Signalling Units XA2 Series	46
■ Harmony Control & Signalling Units XB5/XB7 Series (Lot size 20 nos.)	47
■ Harmony Control & Signalling Units XB2	52
■ Harmony Control Stations & Enclosures	53
■ Signalling Illuminated Beacons & Indicator Banks	54
■ Signalling Monolithic Tower Light	58
■ Control Pendant Control and Light Duty Joystick	60
■ Harmony Control station and enclosure	66
■ Harmony Basic HMI Panels for Simple Machines	69
■ Harmony Advanced HMI Panels for Performance Machines	72
■ Harmony HMI Software and Services	76
<b>TeSys Range</b>	<b>83</b>
■ TeSys K	84
■ TeSys Capacitor Duty Contactor	86
■ TeSys Deca	87
<b>TeSys Giga - Future Ready</b>	<b>96</b>
■ TeSys Giga	98
■ TeSys H - Hybrid Starters	101
<b>Protection Relays for Motor Safety</b>	<b>103</b>
<b>TeSys Protect</b>	<b>104</b>
■ TeSys K, TeSys Deca, TeSys F, TeSys Giga	104
■ EOCR	106
■ Analog EOCR	107
■ EOCR SS	107
■ EOCR SSD	107
<b>TeSys Power</b>	<b>108</b>
■ Circuit Breakers for Motor Protection	109
■ Accessories compatibility	111
■ TeSys Switches	113
■ Accessories for Switches	114
<b>TeSys Island</b>	<b>115</b>
■ Ultra motor starters	117
<b>ComPact NSXm &amp; NSX</b>	<b>118</b>
■ ComPact NSXm Moulded Case Circuit Breakers	119
■ MCCB with Integrated Earth Leakage Protection	120
■ Switch Disconnectors	121
■ EasyPact EZC/ CVS	122
<b>Acti 9</b>	<b>124</b>
■ Miniature Circuit Breakers (MCBs)	124
■ Residual Current Devices	127
■ Auxiliaries and Accessories for MCBs / RCDs	129
■ Surge Protection Devices	131
■ Control and Command Products	133

Panel Mount EasySeries



- Wide power range (7 models from 35 to 350 W)
- High degree of output voltage stability (precision: ± 1%)
- Proven performance (MTBF over 600K hours)
- Diagnostics via LEDs at the output terminal
- 4 quick and simple mounting types

Input Voltage	Output Voltage	Output Current	Reference	Description	Unit MRP [₹]
100...240 V AC single phase	24V	1.5A	ABL2REM24015K	ABL2_K Power Supply, DC24V output, 35W	2669
100...240 V AC single phase	24V	2A	ABL2REM24020K	ABL2_K Power Supply, DC24V output, 50W	2959
100...240 V AC single phase	24V	4.5A	ABL2REM24045K	ABL2_K Power Supply, DC24V output, 100W	4382
100...240 V AC single phase	24V	6.5A	ABL2REM24065K	ABL2_K Power Supply, DC24V output, 150W	5287
100...240 V AC single phase	24V	8.5A	ABL2REM24085K	ABL2_K Power Supply, DC24V output, 200W	7011
100...240 V AC single phase	24V	10A	ABL2REM24100K	ABL2_K Power Supply, DC24V output, 250W	8019
100...240 V AC single phase	24V	15A	ABL2REM24150K	ABL2_K Power Supply, DC24V output, 350W	13076

Panel Mount - ABLP



- Multiple mounting positions
- Din rail mounting with accessory
- IEC 61000-3-2 compliant (EMC emissions)
- Output voltage adjustment
- 100-240 Vac Input

Input Voltage	Output Voltage	Output Current	Reference	Description	Unit MRP [₹]
100...240 V AC single phase	12V	8.5A	ABLP1A12085	Power Supply 12V 8.5A Panel Mount, 100W	8451
100...240 V AC single phase	24V	4.5A	ABLP1A24045	Power Supply 24V 4.5A Panel Mount, 100W	7748
100...240 V AC single phase	24V	6.2A	ABLP1A24062	Power Supply 24V 6.2A Panel Mount, 150W	11043
100...240 V AC single phase	24V	10A	ABLP1A24100	Power Supply 24V 10A Panel Mount, 240W	15212

Modular ABLM



- Mounting on panel with screw without additional part
- Up to +70°C operating
- Direct access to the documentation
- Over voltage Category III
- Compact size

Input Voltage	Output Voltage	Output Current	Reference	Description	Unit MRP [₹]
100...240 V AC single phase	5V	3.6A	ABLM1A05036	Power Supply 5V 3.6A Modular, 18W	7742
100...240 V AC single phase	12V	1A	ABLM1A12010	Power Supply 12V 1A Modular, 12W	5509
100...240 V AC single phase	12V	2.1A	ABLM1A12021	Power Supply 12V 2.1A Modular, 25W	7742
100...240 V AC single phase	12V	4.2A	ABLM1A12042	Power Supply 12V 4.2A Modular, 50W	10229
100...240 V AC single phase	24V	0.4A	ABLM1A24004	Power Supply 24V 0.4A Modular, 10W	4631
100...240 V AC single phase	24V	0.6A	ABLM1A24006	Power Supply 24V 0.6A Modular, 15W	5668
100...240 V AC single phase	24V	1.2A	ABLM1A24012	Power Supply 24V 1.2A Modular, 30W	7742

Please contact Customer Care Center for Stockable and Non stockable status of references.

NORMAL STOCK ITEMS

W.E.F. January 17<sup>th</sup>, 2024

Optimized ABL5



- 3 housings, select the best suited to the space
- Up to 6 output terminals
- Output voltage adjustment
- Direct access to the documentation
- 100-240 Vac Input

Input Voltage	Output Voltage	Output Current	Reference	Description	Unit MRP [₹]
100...240 V AC single phase	12V	6.2A	ABLS1A12062	Power Supply 12V 6.2A Optimized, 75W	8685
100...240 V AC single phase	12V	10A	ABLS1A12100	Power Supply 12V 10A Optimized, 120W	13064
100...240 V AC single phase	24V	2.1A	ABLS1A24021	Power Supply 24V 2.1A Optimized, 50W	8103
100...240 V AC single phase	24V	3.1A	ABLS1A24031	Power Supply 24V 3.1A Optimized, 75W	8337
100...240 V AC single phase	24V	3.8A	ABLS1A24038	Power Supply 24V 3.8A Optimized, 91.2W	14029
100...240 V AC single phase	24V	5A	ABLS1A24050	Power Supply 24V 5A Optimized, 120W	12318
100...240 V AC single phase	24V	10A	ABLS1A24100	Power Supply 24V 10A Optimized, 240W	18041
100...240 V AC single phase	24V	20A	ABLS1A24200	Power Supply 24V 20A Optimized, 480W	32597
100...240 V AC single phase	48V	2.5A	ABLS1A48025	Power Supply 48V 2.5A Optimized,120W	13064

Universal ABL8RP/WP



- 100-500 Vac (1 or 2 Phases) Or 380-500Vac 3 Phases Input terminals
- Automatic or Manual reset
- 2 diagnosis LED (U/I)
- 4 to 10 mm<sup>2</sup> output terminals
- Tool-free removal from omega (DIN) rail
- Protection of settings (sealable)
- Diagnosis relay

Input Voltage	Output Voltage	Output Current	Reference	Description	Unit MRP [₹]
100...120 V AC single phase, terminal(s): N-L1 200...500 V AC phase to phase, terminal(s): L1-L2	24V	3A	ABL8RPS24030	Univ. Power Supply 1P 24V 3A, 72W	17518
100...120 V AC single phase, terminal(s): N-L1 200...500 V AC phase to phase, terminal(s): L1-L2	24V	5A	ABL8RPS24050	Univ. Power Supply 1P 24V 5A, 120W	22647
100...120 V AC single phase, terminal(s): N-L1 200...500 V AC phase to phase, terminal(s): L1-L2	24V	10A	ABL8RPS24100	Univ. Power Supply 1P 24V 10A, 240W	25872
380...500 V AC three phase, terminal(s): L1, L2, L3	24V	20A	ABL8WPS24200	Univ. Power Supply 3P 24V 20A, 480W	38696
380...500 V AC three phase, terminal(s): L1, L2, L3	24V	40A	ABL8WPS24400	Univ. Power Supply 3P 24V 40A, 960W	67492

Accessories for ABLP

Input Voltage	Output Voltage	Output Current	Reference	Description	Unit MRP [₹]
			ABLPA01	Mounting Kit for Power Supply up to 150W	1127
			ABLPA02	Mounting Kit for Power Supply 240W	1127

Please contact Customer Care Center for Stockable and Non stockable status of references.

NORMAL STOCK ITEMS

W.E.F. January 17<sup>th</sup>, 2024

**ABT7 - Economy Range (Single Winding)**

Input Voltage	Output Voltage	Rated Power in VA	Reference	Unit MRP [₹]
<b>Single phase 230V 40VA - 400VA 40° C</b>				
230 V AC single phase ±15 V	24 V AC	40	ABT7ESM004B	10252
230 V AC single phase ±15 V	24 V AC	63	ABT7ESM006B	7957
230 V AC single phase ±15 V	24 V AC	100	ABT7ESM010B	8524
230 V AC single phase ±15 V	24 V AC	160	ABT7ESM016B	10408
230 V AC single phase ±15 V	24 V AC	250	ABT7ESM025B	13915
230 V AC single phase ±15 V	24 V AC	320	ABT7ESM032B	17232
230 V AC single phase ±15 V	24 V AC	400	ABT7ESM040B	19232

**ABL6 - Optimum Range (Single Winding)**

Input Voltage	Output Voltage	Rated Power in VA	Reference	Unit MRP [₹]
<b>Single phase 230/400V 25VA - 2500VA 50° C</b>				
230/400 V single phase ±15 V	24 V AC	25	ABL6TS02B	9974
230/400 V single phase ±15 V	24 V AC	40	ABL6TS04B	9496
230/400 V single phase ±15 V	24 V AC	63	ABL6TS06B	9765
230/400 V single phase ±15 V	24 V AC	100	ABL6TS10B	11530
230/400 V single phase ±15 V	24 V AC	160	ABL6TS16B	13293
230/400 V single phase ±15 V	24 V AC	250	ABL6TS25B	17102
230/400 V single phase ±15 V	24 V AC	400	ABL6TS40B	24565
230/400 V single phase ±15 V	24 V AC	630	ABL6TS63B	34113
230/400 V single phase ±15 V	24 V AC	1000	ABL6TS100B	41909
230/400 V single phase ±15 V	24 V AC	1600	ABL6TS160B	86932
230/400 V single phase ±15 V	24 V AC	2500	ABL6TS250B	142438
230/400 V single phase ±15 V	115 V AC	100	ABL6TS10G	11445
230/400 V single phase ±15 V	115 V AC	160	ABL6TS16G	13536
230/400 V single phase ±15 V	115 V AC	250	ABL6TS25G	17237
230/400 V single phase ±15 V	115 V AC	400	ABL6TS40G	26151
230/400 V single phase ±15 V	115 V AC	630	ABL6TS63G	35092
230/400 V single phase ±15 V	115 V AC	1000	ABL6TS100G	42842
230/400 V single phase ±15 V	115 V AC	1600	ABL6TS160G	76352
230/400 V single phase ±15 V	115 V AC	2500	ABL6TS250G	124882
230/400 V single phase ±15 V	230 V AC	25	ABL6TS02U	9496
230/400 V single phase ±15 V	230 V AC	40	ABL6TS04U	9958
230/400 V single phase ±15 V	230 V AC	63	ABL6TS06U	10301
230/400 V single phase ±15 V	230 V AC	100	ABL6TS10U	10862
230/400 V single phase ±15 V	230 V AC	160	ABL6TS16U	13536
230/400 V single phase ±15 V	230 V AC	250	ABL6TS25U	16285
230/400 V single phase ±15 V	230 V AC	400	ABL6TS40U	25316
230/400 V single phase ±15 V	230 V AC	630	ABL6TS63U	32355
230/400 V single phase ±15 V	230 V AC	1000	ABL6TS100U <input checked="" type="checkbox"/>	44783
230/400 V single phase ±15 V	230 V AC	1600	ABL6TS160U	71634
230/400 V single phase ±15 V	230 V AC	2500	ABL6TS250U	117080

Please contact Customer Care Center for Stockable and Non stockable status of references.

NORMAL STOCK ITEMS

W.E.F. January 17<sup>th</sup>, 2024

## ABT7 - Universal Range (Double Winding)

Input Voltage	Output Voltage	Rated Power in VA	Reference	Unit MRP ₹
<b>Single phase 230/400V 25VA - 2500VA 60° C</b>				
230/400 V single phase ±15 V	24/48 V AC	40	ABT7PDU004B	12537
230/400 V single phase ±15 V	24/48 V AC	63	ABT7PDU006B	12888
230/400 V single phase ±15 V	24/48 V AC	250	ABT7PDU025B	20367
230/400 V single phase ±15 V	24/48 V AC	400	ABT7PDU040B	25330
230/400 V single phase ±15 V	24/48 V AC	630	ABT7PDU063B	38183
230/400 V single phase ±15 V	115/230 V AC	40	ABT7PDU004G	11804
230/400 V single phase ±15 V	115/230 V AC	100	ABT7PDU010G	13053
230/400 V single phase ±15 V	115/230 V AC	160	ABT7PDU016G	14678
230/400 V single phase ±15 V	115/230 V AC	250	ABT7PDU025G	20643
230/400 V single phase ±15 V	115/230 V AC	400	ABT7PDU040G	23074
230/400 V single phase ±15 V	115/230 V AC	630	ABT7PDU063G	38220
230/400 V single phase ±15 V	115/230 V AC	1000	ABT7PDU100G	45990
230/400 V single phase ±15 V	115/230 V AC	1600	ABT7PDU160G	73850
230/400 V single phase ±15 V	115/230 V AC	2500	ABT7PDU250G	123650
230/400 V single phase ±15 V	115/230 V AC	25	ABT7PDU002B	13797
230/400 V single phase ±15 V	115/230 V AC	100	ABT7PDU010B	14196
230/400 V single phase ±15 V	115/230 V AC	160	ABT7PDU016B	17972
230/400 V single phase ±15 V	115/230 V AC	1000	ABT7PDU100B	50722
230/400 V single phase ±15 V	115/230 V AC	1600	ABT7PDU160B	83898
230/400 V single phase ±15 V	115/230 V AC	2500	ABT7PDU250B	135977

Please contact Customer Care Center for Stockable and Non stockable status of references.

NORMAL STOCK ITEMS

W.E.F. January 17<sup>th</sup>, 2024



Zelio 2 compact smart relay with display



Zelio 2 compact smart relay without display



Zelio 2 modular smart relay with display

## Relays

Description	Reference	Unit MRP [₹]
<b>Voltage 24V DC</b>		
Zelio Logic module - 10 I O, RLY - w/o clock - with display	SR2A101BD <input checked="" type="checkbox"/>	17653
Zelio Logic module - 20 I O, RLY - w/o clock - with display	SR2A201BD <input checked="" type="checkbox"/>	28817
Zelio Logic module - 12 I O, TRN - with clock - with display	SR2B121BD <input checked="" type="checkbox"/>	16144
Zelio Logic module - 12 I O, TRN - with clock - with display	SR2B122BD	24215
Zelio Logic module - 20 I O, RLY - with clock - with display	SR2B201BD <input checked="" type="checkbox"/>	32061
Zelio Logic module - 20 I O, RLY - with clock - with display	SR2B202BD	33343
Zelio Logic module - 10 I O, RLY - w/o clock - w/o display	SR2D101BD <input checked="" type="checkbox"/>	12891
Zelio Logic module - 20 I O, RLY - w/o clock - w/o display	SR2D201BD <input checked="" type="checkbox"/>	25875
Zelio Logic module - 12 I O, RLY - with clock - w/o display	SR2E121BD	16595
Zelio Logic module - 20 I O, RLY - with clock - w/o display	SR2E201BD	30054
Zelio Logic module - 10 I O, RLY - with clock - with display	SR3B101BD	19463
Zelio Logic module - 10 I O, TRN - with clock - with display	SR3B102BD	17955
Zelio Logic module - 26 I O, RLY - with clock - with display	SR3B261BD <input checked="" type="checkbox"/>	40433
Zelio Logic module - 26 I O, TRN - with clock - with display	SR3B262BD	40509
<b>Voltage 100-240V AC</b>		
Zelio Logic module - 10 I O, RLY - w/o clock - with display	SR2A101FU <input checked="" type="checkbox"/>	19990
Zelio Logic module - 20 I O, RLY - w/o clock - with display	SR2A201FU <input checked="" type="checkbox"/>	29646
Zelio Logic module - 12 I O, RLY - with clock - with display	SR2B121FU <input checked="" type="checkbox"/>	19839
Zelio Logic module - 20 I O, RLY - with clock - with display	SR2B201FU <input checked="" type="checkbox"/>	32967
Zelio Logic module - 10 I O, RLY - w/o clock - w/o display	SR2D101FU	13799
Zelio Logic module - 20 I O, RLY - w/o clock - w/o display	SR2D201FU	29260
Zelio Logic module - 12 I O, RLY - with clock - w/o display	SR2E121FU	17484
Zelio Logic module - 20 I O, RLY - with clock - w/o display	SR2E201FU	34631
Zelio Logic module - 10 I O, RLY - with clock - with display	SR3B101FU	20951
Zelio Logic module - 26 I O, RLY - with clock - with display	SR3B261FU <input checked="" type="checkbox"/>	41790
<b>Voltage 12V DC</b>		
Zelio Logic module - 12 I O - with clock - with display	SR2B121JD	20746
Zelio Logic module - 20 I O - with clock - with display	SR2B201JD	25284
<b>Voltage 24V AC</b>		
Zelio Logic module - 12 I O - with clock - with display	SR2B121B	20746
Zelio Logic module - 20 I O - with clock - with display	SR2B201B	38002
Zelio Logic module - 20 I O - with clock - w/o display	SR2E201B	30200
Zelio Logic module - 10 I O - with clock - with display	SR3B101B	22224
Zelio Logic module - 24 I O - with clock - with display	SR3B261B	44130

**Note:** Zelio Smart Relays are also available in other voltages. Please contact our nearest Sales Office for the same.

Please contact Customer Care Center for Stockable and Non stockable status of references.

NORMAL STOCK ITEMS

W.E.F. January 17<sup>th</sup>, 2024



I/O Extension module

## I/O Extension modules

Description	Reference	Unit MRP [€]
Discrete I/O extension module - 6 I O 4DI, 2DO - 24 V DC	SR3XT61BD	7950
Discrete I/O extension module - 6 I O 4DI, 2DO	SR3XT61FU	7840
Discrete I/O extension module - 10 I O 6DI, 4DO - 24 V DC	SR3XT101BD <input checked="" type="checkbox"/>	8548
Discrete I/O extension module - 10 I O 6DI, 4DO	SR3XT101FU	10360
Discrete I/O extension module - 14 I O 8DI, 6DO - 24 V AC	SR3XT141B	17231
Discrete I/O extension module - 14 I O 8DI, 6DO - 24 V DC	SR3XT141BD <input checked="" type="checkbox"/>	11790
Discrete I/O extension module - 14 I O 8DI, 6DO	SR3XT141FU	12529
Analogue I/O extension module - 2 AI/ 2AO	SR3XT43BD	18887

## Accessories

Description	Reference	Unit MRP [€]
SUB-D 9-pin PC connecting cable - 3 m	SR2CBL01 <input checked="" type="checkbox"/>	12986
SUB-D 9-pin modem connecting cable - 0.5 m	SR2CBL07 <input checked="" type="checkbox"/>	31983
communication interface	SR2COM01	22644
documentation - programming on the smart relay - EN	SR2MAN01EN	4639
memory cartridge firmware - up to v 2.4 - EEPROM	SR2MEM01 <input checked="" type="checkbox"/>	4304
memory cartridge firmware - for v 3.0 - EEPROM	SR2MEM02 <input checked="" type="checkbox"/>	3179
modem interface - analog PSTN	SR2MOD01	96596
modem interface - GSM	SR2MOD02	66265
programming software "Zelio Soft 2" multilingual - CD-ROM	SR2SFT01	4969
USB PC connecting cable - 3 m	SR2USB01 <input checked="" type="checkbox"/>	16156

Please contact Customer Care Center for Stockable and Non stockable status of references.

NORMAL STOCK ITEMS

W.E.F. January 17<sup>th</sup>, 2024











# Altivar™ AC Drives

Advanced energy management  
and performance in motor control

## Variable Speed Drives


### Process

 Mining, Minerals & Metals	 Marine
 Food & Beverage	 Water & Wastewater
 Oil & Gas	 Power Plants


### Fluid Management

**Altivar Process 600**

Wall Mounting  
0.75...315 kW  
200...690 V



Cabinet Integration  
0.75...2600 kW  
380...690 V




### Industrial Processes

**Altivar Process 900**






Wall Mounting  
0.75...315 kW  
200...690 V



Cabinet Integration  
0.75...2600 kW  
380...690 V




### Machines

 Hoisting	 Material Handling
 Textile	 Material Working
 Packaging	

### Commercial Equipment

**Altivar 12**


0.18...4 kW  
100...240 V






### Basic Machines

**Altivar 310**




IP20  
0.75 to 22 kW  
380...460 V



### Simple & Advanced Machines

<p><b>Altivar 320B/C</b></p> <p>Book/compact format 0.18...15 kW 200...600 V</p> 	<p><b>Altivar340</b></p> <p>Book/compact format 0.75...75 kW 380...480 V</p> 
<p><b>Altivar 320W</b></p> <p>Harsh environment IP65/66 0.18...7.5 kW 380...480 V</p> 	


### Building

 Pumps	 Lift
 Fans & Compressors	


### HVAC & Pumps

**Altivar 212**

IP21  
0.75...75 kW  
200...480 V




IP55  
0.75...75 kW  
380...480 V



### Utilities



**Altivar 610**

0.75...160 kW  
380...460 V



## Soft Starters

### Simple Machines

<p><b>Altistart 01</b></p> <p>3...85 A 110...480 V</p> 	<p><b>Altivar Soft Starter ATS130</b></p> <p>38...105 A 200...480 V</p>  <p>Coming Soon</p>
--	--

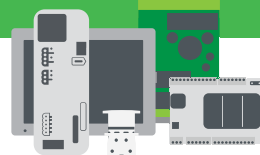
### Industrial Processes & Utility

<p><b>Altistart 22</b></p> <p>17...590 A 208...600 V</p> 	<p><b>Altivar Soft Starter ATS480</b></p> <p>208 to 690V 17 to 1700A</p> 
--	--

Please contact Customer Care Center for Stockable and Non stockable status of references.

NORMAL STOCK ITEMS

W.E.F. January 17<sup>th</sup>, 2024



# Altivar™ Easy 310

## Drives for Simple Machines

### Now available upto 22kW

*When just enough  
is just right!*

Reliable & cost effective solution to manage the speed of your motors in your machines.

General Purpose Drives

Altivar™ 12: Drives for 1-Phase / 3-Phase 230 Volts Input & 3-Phase 230 Volts Output



- Small: easily integrated in any machine
- Discreet & Intuitive
- Reliable: quality which stands the test of time
- High-performance: even without adjustment

kW (HD)	HP Rating	Max. continuous current(A)	Reference	Unit MRP [₹]
<b>Single phase-Supply Voltage: 200...240V</b>				
0.18	0.25	1.4	ATV12H018M2	On Request
0.37	0.55	2.4	ATV12H037M2	On Request
0.55	0.75	3.5	ATV12H055M2	On Request
0.75	1	4.2	ATV12H075M2	On Request
1.5	2	7.5	ATV12HU15M2	On Request
2.2	3	10	ATV12HU22M2	On Request
<b>Three phase-Supply Voltage: 200...240V</b>				
0.37	0.55	2.4	ATV12H037M3	On Request
0.75	1	4.2	ATV12H075M3	On Request
1.5	2	7.5	ATV12HU15M3	On Request
2.2	3	10	ATV12HU22M3	On Request
3	~	12.2	ATV12HU30M3	On Request
4	5	16.7	ATV12HU40M3	On Request

Altivar™ 310: Drives for 3-Phase 440 Volts Input & 3-Phase 440 Volts Output



- Optimized installation space & Optimized time and cost
- Service cost savings
- Easy to operate
- Easy to maintain & Easy to integrate in automation system
- 55deg Celsius ambient temperature without derating

ND	KW		Max. Continuous Current (A)		Reference	Unit MRP [₹]
	HD	ND	HD	ND		
~	0.37	~	1.5	~	ATV310H037N4E	On Request
~	0.75	~	2.3	~	ATV310H075N4E	On Request
~	1.5	~	4.1	~	ATV310HU15N4E	On Request
~	2.2	~	5.5	~	ATV310HU22N4E	On Request
4	3	8.9	7.1	~	ATV310HU30N4E	On Request
5.5	4	12.1	9.5	~	ATV310HU40N4E	On Request
7.5	5.5	16	12.6	~	ATV310HU55N4E	On Request
11	7.5	22.8	17	~	ATV310HU75N4E	On Request
15	11	30	24	~	ATV310HD11N4E	On Request
18	15	36	33	~	ATV310HD15N4E	On Request
22	18	43	39	~	ATV310HD18N4E	On Request
30	22	60	46	~	ATV310HD22N4E	On Request
18	15	36	33	~	ATV310HD15N4EF	On Request
22	18	43	39	~	ATV310HD18N4EF	On Request
30	22	60	46	~	ATV310HD22N4EF	On Request

\*F refer to inbuilt EMC

Please contact Customer Care Center for Stockable and Non stockable status of references.

NORMAL STOCK ITEMS

W.E.F. January 17<sup>th</sup>, 2024



# Automation and control made easy

Easy Altivar™ 610 variable speed drives.



Easy Altivar™ 610 variable speed drives for three-phase synchronous motors address the challenges faced by new economies. They are fit for purpose at affordable prices with no compromise on ease of use, robustness, and availability – the core values supported by a worldwide leader in automation.



Water & wastewater



Oil & gas



Constant, negative pressure water supply



Building



Power



Other OEM

### Fit for purpose

- Optimized control system
- Multi-pump control function
- Harmonic mitigation solution

### Designed for easiness

- Easy to install
- Easy to set up and use
- Easy to maintain

### Strong on robustness

- Robust design for harsh environments
- Ever higher protection and performance

### Always available

- Wide availability
- Worldwide technical assistance

Contact with Schneider Electric sales for country of origin.

[se.com/easyaltivar610](http://se.com/easyaltivar610)

# Easy Altivar™ 610

## Now available upto 460V

### Main features

#### Power range:

0.75 to 160kW

#### Main voltage range:

380~460V, 3 phase, -15 to +10%

#### Overload capability:

ND: 110% 60s; 120% 20s;

HD: 150% 60s

#### EMC:

C3 level filter embedded

#### Harmonics:

DC choke embedded (above 4kW)

#### Protection:

IP20

#### Operation temperature:

-15°C to +60°C (derating above +45°C)

#### Motor control law:

Asy motor: V/f 2 pts; V/f 5 pts;

UF quad; energy saving



### Control I/O

#### Control terminal:

- Analog input: 3
- Analog output: 2
- Digital input: 6
- Relay output: 3

#### Communication:

- Modbus embedded;
- option: Profibus DP



### Display terminal

#### Basic keypad (standard)

- LCD backlight, removable
- 2 lines, 6 languages
- Configuration save
- Easy mounting kit (Ø22mm)



For more information and product references visit

[se.com/easyaltivar610](http://se.com/easyaltivar610)

## Altivar™ 610: Drives for pumps and fans from 0.75 to 160 kW

Now available upto 460V



- Compact size: simplicity of integration and reduction of the size of the enclosures
- Electronic cards with protective coating
- Operation temperature: -10...+60°C
- IP40 protection level on the top of the product
- Typical multi-pump configuration without PLC
- 7 preprogrammed function blocks cover 90% of the pump and fan applications
- Colored control circuit terminals to avoid misuse

ND	kW		Max. continuous current(A)		Reference	Unit MRP [₹]
	ND	HD	ND	HD		
<b>Three phase-Supply Voltage: 380...460V</b>						
4		3	9.3	7.2	ATV610U40N4	On Request
5.5		4	12.7	9.3	ATV610U55N4	On Request
7.5		5.5	15.8	12.7	ATV610U75N4	On Request
11		7.5	23.5	16.5	ATV610D11N4	On Request
15		11	31.7	23.5	ATV610D15N4	On Request
18.5		15	39.2	31.7	ATV610D18N4	On Request
22		18.5	46.3	39.2	ATV610D22N4	On Request
30		22	61.5	46.3	ATV610D30N4	On Request
37		30	74.5	59.6	ATV610D37N4	On Request
45		37	88	74.5	ATV610D45N4	On Request
55		45	106	88	ATV610D55N4	On Request
75		55	145	106	ATV610D75N4	On Request
90		75	173	145	ATV610D90N4	On Request
110		90	211	173	ATV610C11N4	On Request
132		110	250	211	ATV610C13N4	On Request
160		132	302	250	ATV610C16N4	On Request

## Altivar™ 212: Drives for HVAC, 3-phase asynchronous motors

from 0.75 to 75 kW



- Embedded communication Modbus, Apogee FLN P1, Metasys N2, BacNet
- More Friendly simplicity & comfort with Universal Graphic Keypad
- Low Harmonics Emissions: Low THDI = 30%
- EMC Immunity Protection & Noise reductions
- AHRI Approved
- N4Z without display, VW3A1111 advance display to be ordered separately

kW	Max. continuous current(A)		Reference	Unit MRP [₹]
<b>Three phase-Supply Voltage: 380...480V</b>				
0.75		2.2	ATV212H075N4	On Request
1.5		3.7	ATV212HU15N4	On Request
2.2		5.1	ATV212HU22N4	On Request
3		7.2	ATV212HU30N4	On Request
4		9.1	ATV212HU40N4	On Request
5.5		12	ATV212HU55N4	On Request
7.5		16	ATV212HU75N4	On Request
11		22.5	ATV212HD11N4	On Request
15		30.5	ATV212HD15N4	On Request
18.5		37	ATV212HD18N4	On Request
22		43.5	ATV212HD22N4	On Request
30		58.5	ATV212HD30N4	On Request
37		79	ATV212HD37N4	On Request
45		94	ATV212HD45N4	On Request
55		116	ATV212HD55N4	On Request
75		160	ATV212HD75N4	On Request

Please contact Customer Care Center for Stockable and Non stockable status of references.

NORMAL STOCK ITEMS

W.E.F. January 17<sup>th</sup>, 2024

Machine Drives

Altivar™ 320: Drives for synchronous and asynchronous motors from 0.18 to 15 kW (0.25 to 20 Hp)


Altivar™ 320 Power extension



Product selector for ATV320



EcoStruxure™ Motor Control Configurator



EcoStruxure™ Motor Management Design

- Cost Saving: Optimized Space and Time
- Solution Oriented: ATV Logic, Ready for automation integration
- Ambient temperature: 50deg C w/o deration
- Safety embedded as standard (STO SIL3)
- Possibility to connect a graphic terminal as option (Basic & Advanced)
- Modbus & Can Open as standard
- Protection against harsh environment 3C3 class

kW	Max. continuous current(A)	Reference	Unit MRP [€]
<b>Single phase-Supply Voltage: 200...240V</b>			
0.18	1.5	ATV320U02M2C	On Request
0.37	3.3	ATV320U04M2C	On Request
0.55	3.7	ATV320U06M2C	On Request
0.75	4.8	ATV320U07M2C	On Request
1.1	6.9	ATV320U11M2C	On Request
1.5	8	ATV320U15M2C	On Request
2.2	11	ATV320U22M2C	On Request
<b>Three phase-Supply Voltage: 200...240V</b>			
1.5	8	ATV320U15M3C	On Request
4	17.5	ATV320U40M3C	On Request
5.5	27.5	ATV320U55M3C	On Request
7.5	33	ATV320U75M3C	On Request
11	54	ATV320D11M3C	On Request
15	66	ATV320D15M3C	On Request
<b>Three phase-Supply Voltage: 380...500V (COMPACT)</b>			
0.37	1.5	ATV320U04N4C	On Request
0.55	1.9	ATV320U06N4C	On Request
0.75	2.3	ATV320U07N4C	On Request
1.1	3	ATV320U11N4C	On Request
1.5	4.1	ATV320U15N4C	On Request
2.2	5.5	ATV320U22N4C	On Request
3	7.1	ATV320U30N4C	On Request
4	9.5	ATV320U40N4C	On Request
5.5	14.3	ATV320U55N4C	On Request
7.5	17	ATV320U75N4C	On Request
11	27.7	ATV320D11N4C	On Request
15	33	ATV320D15N4C	On Request
<b>Three phase-Supply Voltage: 380...500V (BOOK)</b>			
0.4	1.5	ATV320U04N4B	On Request
0.6	1.9	ATV320U06N4B	On Request
0.8	2.3	ATV320U07N4B	On Request
1.1	3	ATV320U11N4B	On Request
1.5	4.1	ATV320U15N4B	On Request
2.2	5.5	ATV320U22N4B	On Request
3	7.1	ATV320U30N4B	On Request
4	9.5	ATV320U40N4B	On Request
5.5	14.3	ATV320U55N4B	On Request
7.5	17	ATV320U75N4B	On Request
11	27.7	ATV320D11N4B	On Request
15	33	ATV320D15N4B	On Request
<b>Three phase-Supply Voltage: 380...500V, IP66</b>			
0.37	1.5	ATV320U04N4W*	On Request
0.55	1.9	ATV320U06N4W*	On Request
0.75	2.3	ATV320U07N4W*	On Request
1.1	3	ATV320U11N4W*	On Request
1.5	4.1	ATV320U15N4W*	On Request
2.2	5.5	ATV320U22N4W*	On Request
3	7.1	ATV320U30N4W*	On Request
4	9.5	ATV320U40N4W*	On Request
5.5	14.3	ATV320U55N4W*	On Request
7.5	17	ATV320U75N4W*	On Request

**Note:** References ending with B are BOOK type & Reference ending with C are COMPACT type. References ending with N4W\* are IP66.

Please contact Customer Care Center for Stockable and Non stockable status of references.

NORMAL STOCK ITEMS

W.E.F. January 17<sup>th</sup>, 2024





# Altivar™ The next SMART manufacturing era

Altivar™ Machine ATV340, innovative  
variable speed drives for high-performance machines

The Altivar™ Machine ATV340\* drive is robust for high overloads, offering safety, various communication protocols, and cutting-edge motor control solution for machine builders.

Traditional machine design is challenged by the smart manufacturing approach. Changing times require innovative features such as the native Ethernet based - Fast Device Replacement. It gives machine operators a seamless service approach. The embedded encoder is compatible with asynchronous and synchronous motors in closed-loop control applications and the load-sharing master/slave configuration makes ATV340 a SMART manufacturing success.

\* From 1 HP to 100 HP in heavy duty with 3-phase supply voltage from 380 to 480 V.



# High performance in material handling, material working and hoisting

The ATV340 improves the capabilities and availability of high-performance machines while reducing build costs thanks to:

- **Superior machine performance.** With a maximum torque availability of 1.8 In and optimized speed bandwidth of up to 400 Hz, the ATV 340 is ideal for dynamic applications with rapid acceleration. Its frequency inverters can handle high overloads in demanding applications up to 220% nominal torque.
- **Faster reaction time.** A combination of fast application reaction time with a minimum 1 ms task cycle and Ethernet connectivity maximizes your machine's throughput.
- **Simplified machine engineering.** Built-in multiprotocol (Ethernet, Modbus, SERCOS) a variety of interfaces, an embedded encoder and integrated application functions offer maximum flexibility in design. Remote monitoring via the embedded web server enables predictive maintenance. EcoStruxure™ Machine & FDR allow faulty device replacement service with short time machine recovery.
- **Reduced design time.** Complete project replication is possible with one-button auto-tuning for motor identification and supports efficient machine commissioning and production. Additionally, ready-to-use Tested, Validated, and Documented Architectures (TDVAs) and SoMachine software facilitate seamless automation integration.
- **Comprehensive functional safety and cyber security.** With embedded STO (SIL3) and a full range of safety functions (SS1, SLS, SMS, SBC, GDL), the ATV340 is compliant with machine related safety standards EN ISO 13849-1 and EN 62061. The ATV340 also has Achilles level 2 cyber-security certification to protect people and assets while ensuring continuity of service.
- **Robust.** In harsh environments with high levels of dust and vibration and operating temperatures up to 60°C. Due to high IGBT and thermal dissipation efficiency, it allows additional 40% of rated current taking motor power to 130kW under normal duty operation.

**220%**  
Nominal torque

**1 ms**  
Application cycle time



**Modular and Ethernet version**  
with different application approach



**Optional Safety card offers for high-end safety functions**

Safe Stop 1 (SS1)  
Safe Limited Speed (SLS)  
Safe Maximum Speed (SMS)  
Safe Brake Control (SBC)  
Guard Door Lock (GDL)



**High power Safety solution**  
(up to 75kW), Safety card and additional module support

For more information and product references visit

[se.com/drives](https://se.com/drives)

**Altivar™ 340: Drives with innovative variable speed drives for high-performance machines upto 75kW**



- Reduced requirement for additional devices thanks to rich interfaces, I/Os, and PTIs/PTOs, and an embedded encoder
- 5 DI +2 (DI/DO);2 RO ;2 AI ;1 AO
- 30kW...75kW : 8 DI ;1DO ;3RO ;3AI ;2AO
- DC choke inbuilt from 30kW and above
- Heavy duty 150%In for 60sec & 180%In for 2sec
- Embedded STO SIL3
- On board A/B/I & SinCos 1Vpp encoder
- Chemical class for harsh environment 3C3
- High-speed native multi-Ethernet connectivity – real-time communication
- 1 ms application cycle time

ATV340 Modular Drive: Power & Supply Voltage: 0.75 – 22 kW & 400/480 V three phase

ATV340 Ethernet Drive(ATV340\*\*\*N4E): Power & Supply Voltage: 0.75 – 75 kW & 400/480 V three phase

ND	kW		Max. continuous current (A)		Reference	Unit MRP [₹]
	HD	LD	ND	HD		
<b>Three phase-Supply Voltage: 380...480V (Modular)</b>						
1.1	0.75		2.8	2.2	ATV340U07N4	On Request
2.2	1.5		5.6	4	ATV340U15N4	On Request
3	2.2		7.2	5.6	ATV340U22N4	On Request
4	3		9.3	7.2	ATV340U30N4	On Request
5.5	4		12.7	9.3	ATV340U40N4	On Request
7.5	5.5		16.5	12.7	ATV340U55N4	On Request
11	7.5		24	16.5	ATV340U75N4	On Request
15	11		32	24	ATV340D11N4	On Request
18.5	15		39	32	ATV340D15N4	On Request
22	18.5		46	39	ATV340D18N4	On Request
30	22		62	46	ATV340D22N4	On Request
<b>Three phase-Supply Voltage: 380...480V (With Ethernet)</b>						
1.1	0.75		2.8	2.2	ATV340U07N4E	On Request
2.2	1.5		5.6	4	ATV340U15N4E	On Request
3	2.2		7.2	5.6	ATV340U22N4E	On Request
4	3		9.3	7.2	ATV340U30N4E	On Request
5.5	4		12.7	9.3	ATV340U40N4E	On Request
8	5.5		16.5	12.7	ATV340U55N4E	On Request
11	8		24	16.5	ATV340U75N4E	On Request
15	11		32	24	ATV340D11N4E	On Request
18.5	15		39	32	ATV340D15N4E	On Request
22	18.5		46	39	ATV340D18N4E	On Request
30	22		62	46	ATV340D22N4E	On Request
37	30		74.5	61.5	ATV340D30N4E	On Request
45	37		88	74.5	ATV340D37N4E	On Request
55	45		106	88	ATV340D45N4E	On Request
75	55		145	106	ATV340D55N4E	On Request
90	75		173	145	ATV340D75N4E	On Request

\*ATV340 display is optional - VW3A1113



## How do you benefit from Altivar™ Process's application expertise?



ROD PUMPS



MIXERS



HOISTING

### ATV900

- DC Bus sharing and 4Q apps. using ATV980/990
- Control all types of synchronous motors as well as async. motors in open or closed loop,
- Manage master/slave apps such as conveyor with multi drive link
- Increase asset life using dedicated hoisting, PCP/ESP and rod pump applications functions

**Demanding Applications**



### ATV600

- Monitor energy consumption, energy based KPIs with 95% accuracy
- Monitor pump operation state and efficiency (BEP)
- Control multi pump applications in WWW & F&B environments with
- Dedicated motor & asset protection functions such as pump and pipe protection

**Fluid & Gas Applications**



FANS



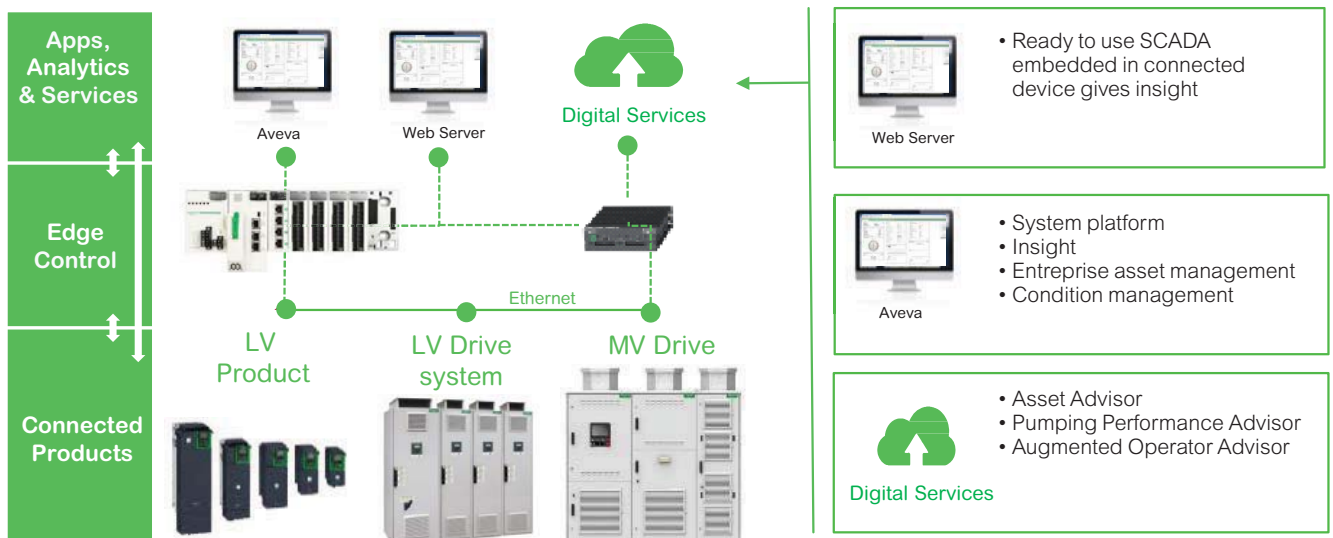
CENTRIF. PUMPS



COMPRESSORS

## Motor's Data Flow within EcoStruxure

### EcoStruxure™ Innovation At Every Level



Please contact Customer Care Center for Stockable and Non stockable status of references.

NORMAL STOCK ITEMS

W.E.F. January 17<sup>th</sup>, 2024

# Altivar™ Process Drives for industrial utility applications

Altivar™ process drives deliver added-value services to enable business and process optimization through improved life cycle asset management and optimized energy consumption. Designed to assist OEMs, system integrators, and industrial process owners, Altivar™ process drives improve process performance by enabling full information and operational technology convergence. Embedded PlantStruxure™ and Foxboro™ Evo architectures simplify system integration.



## Water applications

- Booster pumps
- Lift station pumps
- Desalination pumps
- Water supply pumps
- Water suction pumps
- Progressing cavity pumps
- Influent and effluent pumps
- Secondary clean water pumps



## Oil & Gas applications

- Rod pumps
- Feed pumps
- Pipeline, booster, and unloading pumps
- Water injection pumps
- Reciprocating and centrifugal compressors
- Progressing cavity pumps
- Electric submersible pumps



## Mining & Metals applications

- Rod pumps
- Feed pumps
- Pipeline, booster, and unloading pumps
- Water injection pumps
- Reciprocating and centrifugal compressors
- Progressing cavity pumps
- Electric submersible pumps



	Altivar 630	Altivar 650	Altivar 930	Altivar 950
<b>Voltage</b>	480	480	480	480
<b>kW</b>	0.75 – 315 kW	0.75 – 90 kW	0.75 – 315 kW	0.75 – 90 kW
<b>Enclosure</b>	UL Type 1 Heatsink kit option: 125 – 250 hp	UL Type 12	UL Type 1 Heatsink kit option: 125 – 250 hp	UL Type 12
<b>Application functions</b>	Multi-pump control, > 30 pump functions, fans, and simple material handling	Multi-pump control, > 30 pump functions, fans, and simple material handling	Load share, master slave, safety inputs, dynamic braking	Master slave, safety inputs, dynamic braking
<b>Performance</b>	Normal or heavy duty	Normal or heavy duty	High-torque capacity encoder options, dual Ethernet ports	High-torque capacity encoder options, dual Ethernet ports

Contact with Schneider Electric sales for country of origin.

Please contact Customer Care Center for Stockable and Non stockable status of references.

NORMAL STOCK ITEMS

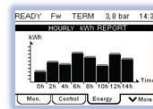
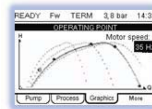
W.E.F. January 17<sup>th</sup>, 2024

**Altivar™ Process ATV630 : Variable Speed IIOT Drive dedicated to process**

Industry and Utilities (Pump & Fan) from 0.75 kW to 315 kW.



- Alfa-numeric and graphical display to monitor trends and values
- Inbuilt features dedicated for Pump eg. Pump Curves, Pipe fill, Anti Jam, Pipe cleaning etc
- Calculative power consumption with respect to flow (kwh/m<sup>3</sup>)
- VFD designed for 50 deg C without derating.
- In Built choke & EMC Filter
- Integrated Modbus & Modbus TCP/IP (Ethernet)
- Web server inbuilt
- Ethernet & Modbus in Built
- QR code feature in built to get documents access on line and register service request directly from QR code.



ND	kW		Max. continuous current (A)		Reference	Unit MRP [₹]
	ND	HD	ND	HD		
<b>Three phase-Supply Voltage:380...480V (IP21)</b>						
0.75	0.37		2.2	1.5	ATV630U07N4	On Request
1.5	0.75		4	2.2	ATV630U15N4	On Request
2.2	1.5		5.6	4	ATV630U22N4	On Request
3	2.2		7.2	5.6	ATV630U30N4	On Request
4	3		9.3	7.2	ATV630U40N4	On Request
5.5	4		12.7	9.3	ATV630U55N4	On Request
7.5	5.5		16.5	12.7	ATV630U75N4	On Request
11	7.5		23.5	16.5	ATV630D11N4	On Request
15	11		31.7	23.5	ATV630D15N4	On Request
18.5	15		39.2	31.7	ATV630D18N4	On Request
22	18.5		46.3	39.2	ATV630D22N4	On Request
30	22		61.5	46.3	ATV630D30N4	On Request
37	30		74.5	61.5	ATV630D37N4	On Request
45	37		88	74.5	ATV630D45N4	On Request
55	45		106	88	ATV630D55N4	On Request
75	55		145	106	ATV630D75N4	On Request
90	75		173	145	ATV630D90N4	On Request
110	90		211	173	ATV630C11N4	On Request
132	110		250	211	ATV630C13N4	On Request
160	132		302	250	ATV630C16N4	On Request
220	160		427	302	ATV630C22N4	On Request
250	220		481	387	ATV630C25N4	On Request
315	250		616	481	ATV630C31N4	On Request
<b>Three phase-Supply Voltage: 380...480V (IP55)</b>						
0.75	0.37		2.2	1.5	ATV650U07N4	On Request
1.5	0.75		4	2.2	ATV650U15N4	On Request
2.2	1.5		5.6	4	ATV650U22N4	On Request
3	2.2		7.2	5.6	ATV650U30N4	On Request
4	3		9.3	7.2	ATV650U40N4	On Request
5.5	4		12.7	9.3	ATV650U55N4	On Request
7.5	5.5		16.5	12.7	ATV650U75N4	On Request
11	7.5		23.5	16.5	ATV650D11N4	On Request
15	11		31.7	23.5	ATV650D15N4	On Request
18.5	15		39.2	31.7	ATV650D18N4	On Request
22	18.5		46.3	39.2	ATV650D22N4	On Request
30	22		61.5	46.3	ATV650D30N4	On Request
37	30		74.5	61.5	ATV650D37N4	On Request
45	37		88	74.5	ATV650D45N4	On Request
55	45		106	88	ATV650D55N4	On Request
75	55		145	106	ATV650D75N4	On Request
90	75		173	145	ATV650D90N4	On Request

N4Z without display, VW3A1111 advance display to be ordered separately

Please contact Customer Care Center for Stockable and Non stockable status of references.

**✓ NORMAL STOCK ITEMS**

W.E.F. January 17<sup>th</sup>, 2024

**Altivar™ Process ATV930: Variable speed drives dedicated to constant torque application with excellent motor control and connectivity capabilities (0.75kW to 315kW)**



- Alfa-numeric and graphical display to monitor trends and values.
- Calculative power consumption with respect to flow (kwh/m<sup>3</sup>).
- VFD designed for 50 deg C without derating.
- In Built choke & EMC Filter
- Integrated Modbus & dual Ethernet port
- Web server in built
- Macro configuration of hoisting & conveyor are available
- Ethernet & Modbus in Built
- QR code feature in built to get documents access on line and register service request directly from QR code.



ND	kW		Max. continuous current (A)		Reference	Unit MRP [₹]
	ND	HD	ND	HD		
<b>Three phase-Supply Voltage: 380...480V (IP21)</b>						
0.75	0.37		2.2	1.5	ATV930U07N4	On Request
1.5		0.75	4	2.2	ATV930U15N4	On Request
2.2		0.75	5.6	4	ATV930U22N4	On Request
3		1.5	7.2	5.6	ATV930U30N4	On Request
4		2.2	9.3	7.2	ATV930U40N4	On Request
5.5		3	12.7	9.3	ATV930U55N4	On Request
7.5		4	16.5	12.7	ATV930U75N4	On Request
11		5.5	23.5	16.5	ATV930D11N4	On Request
15		7.5	31.7	23.5	ATV930D15N4	On Request
18.5		15	39.2	31.7	ATV930D18N4	On Request
22		18.5	46.3	39.2	ATV930D22N4	On Request
30		22	61.5	46.3	ATV930D30N4	On Request
37		30	74.5	61.5	ATV930D37N4	On Request
45		37	88	74.5	ATV930D45N4	On Request
55		45	106	88	ATV930D55N4C*	On Request
55		45	106	88	ATV930D55N4	On Request
75		55	145	106	ATV930D75N4C*	On Request
75		55	145	106	ATV930D75N4	On Request
90		75	173	145	ATV930D90N4C*	On Request
90		75	173	145	ATV930D90N4	On Request
110		90	211	173	ATV930C11N4C*	On Request
110		90	211	173	ATV930C11N4	On Request
132		110	250	211	ATV930C13N4C*	On Request
132		110	250	211	ATV930C13N4	On Request
160		132	302	250	ATV930C16N4C*	On Request
160		132	302	250	ATV930C16N4	On Request
220		160	427	302	ATV930C22N4C*	On Request
220		160	427	302	ATV930C22N4	On Request
250		200	481	387	ATV930C25N4C*	On Request
315		250	616	481	ATV930C31N4C*	On Request
<b>Three phase-Supply Voltage: 380...480V (IP55)</b>						
0.75	0.37		2.2	1.5	ATV950U07N4	On Request
1.5		0.75	4	2.2	ATV950U15N4	On Request
2.2		0.75	5.6	4	ATV950U22N4	On Request
3		1.5	7.2	5.6	ATV950U30N4	On Request
4		2.2	9.3	7.2	ATV950U40N4	On Request
5.5		3	12.7	9.3	ATV950U55N4	On Request
7.5		4	16.5	12.7	ATV950U75N4	On Request
11		5.5	23.5	16.5	ATV950D11N4	On Request
15		7.5	31.7	23.5	ATV950D15N4	On Request
18.5		15	39.2	31.7	ATV950D18N4	On Request
22		18.5	46.3	39.2	ATV950D22N4	On Request
30		22	61.5	46.3	ATV950D30N4	On Request
37		30	74.5	61.5	ATV950D37N4	On Request
45		37	88	74.5	ATV950D45N4	On Request
55		45	106	88	ATV950D55N4	On Request
75		55	145	106	ATV950D75N4	On Request
90		75	173	145	ATV950D90N4	On Request

\*Reference ending with 'C' is without braking unit  
N4Z without display, VW3A1111 advance display to be ordered separately

Please contact Customer Care Center for Stockable and Non stockable status of references.

NORMAL STOCK ITEMS

W.E.F. January 17<sup>th</sup>, 2024



## Altivar™ Process Modular ATV6XX/9XX LV Variable Speed Drive

Altivar™ Process Modular 110kW to 1200kW, 415V & 690V  
**\*Coming Soon upto 2.6 MW**

**The Altivar™ Process is the first services-oriented Low Voltage & Medium Voltage Drives allowing End Users with its energy management services and assets management capabilities, to:**

- Measure their plant's energy consumption
- Control process equipment at its best efficiency
- Implement real-time asset management and predictive maintenance
- The Altivar™ Process Modular complete the Altivar Process line-up with a solution to address high end applications.
- The Altivar™ Process Modular offer partners capability to:
  - Lower inventories mix while providing flexibility for faster deliveries.
  - Standardized design and manufacturing processes of systems drives
  - Gain efficiency in servicing endcustomer
- Available in 48% THDi or with 3-level AFE design that is lower than 3% THDi and with less stress on motorse.



Standard Offer

Drive Ratings For 380...480 V

Normal Duty - 400 V

Modular Single Drive	Nominal Power kW	Power Part Supply		Drive (output)			Unit MRP [₹]
		Input Current At 400 Vac	Apparent Power	Nominal Current (1)	Max. Transient current (1)		
		A	kVA	A	ATV600 (2)	ATV900 (3)	
ATV•A0C11Q4	110	198	137	211	232	253	On Request
ATV•A0C13Q4	132	233	161	250	275	300	On Request
ATV•A0C16Q4	160	278	193	302	332	362	On Request
ATV•A0C20Q4	200	352	244	370	407	444	On Request
ATV•A0C25Q4	250	432	299	477	525	572	On Request
ATV•A0C31Q4	315	538	373	590	649	708	On Request
ATV•A0C35Q4	355	611	423	660	726	792	On Request
ATV•A0C40Q4	400	681	472	730	803	876	On Request
ATV•A0C45Q4	450	764	529	830	913	996	On Request
ATV•A0C50Q4	500	846	586	900	990	1,080	On Request
ATV•A0C56Q4	560	948	657	1,020	1,122	1,224	On Request
ATV•A0C63Q4	630	1,058	733	1,140	1,254	1,368	On Request
ATV•A0C71Q4	710	1,192	826	1,260	1,386	1,512	On Request
ATV•A0C80Q4	800	1,335	925	1,420	1,562	1,704	On Request
ATV•A0M10Q4	1000	1,692	1172	1,770	1,947	2,124	On Request

Heavy Duty - 400 V

Modular Single Drive	Nominal Power kW	Power Part Supply		Drive (output)			Unit MRP [₹]
		Input Current At 400 Vac	Apparent Power	Nominal Current (1)	Max. Transient current (1) (2)		
		A	kVA	A	ATV600	ATV900	
ATV•A0C11Q4	90	167	116	173	260	260	On Request
ATV•A0C13Q4	110	198	137	211	317	317	On Request
ATV•A0C16Q4	132	233	161	250	375	375	On Request
ATV•A0C20Q4	160	290	201	302	453	453	On Request
ATV•A0C25Q4	200	353	245	370	555	555	On Request
ATV•A0C31Q4	250	432	299	477	716	716	On Request
ATV•A0C35Q4	280	489	339	520	780	780	On Request
ATV•A0C40Q4	315	545	378	590	885	885	On Request
ATV•A0C45Q4	355	611	423	660	990	990	On Request
ATV•A0C50Q4	400	681	472	730	1,095	1,095	On Request
ATV•A0C56Q4	450	767	531	830	1,245	1,245	On Request
ATV•A0C63Q4	500	849	588	900	1,350	1,350	On Request
ATV•A0C71Q4	560	951	659	1,020	1,530	1,530	On Request
ATV•A0C80Q4	630	1,061	735	1,140	1,710	1,710	On Request
ATV•A0M10Q4	800	1,246	950	1,420	2,130	2,130	On Request

Normal Duty - 690 V

Modular Single Drive	Nominal Power kW	Power Part Supply		Drive (output)			Unit MRP [₹]
		Input Current At 690 Vac	Apparent Power	Nominal Current (1)	Max. Transient current (1)		
		A	kVA	A	ATV600 (2)	ATV900 (3)	
ATV•A0C11Q6	110	118	141	125	138	150	On Request
ATV•A0C13Q6	132	138	165	145	160	174	On Request
ATV•A0C16Q6	160	163	195	175	193	210	On Request
ATV•A0C20Q6	200	200	239	215	237	258	On Request
ATV•A0C25Q6	250	255	305	275	303	330	On Request
ATV•A0C31Q6	315	316	378	340	374	408	On Request
ATV•A0C40Q6	400	394	471	425	468	510	On Request
ATV•A0C50Q6	500	495	592	520	572	624	On Request
ATV•A0C63Q6	630	615	735	650	715	780	On Request
ATV•A0C80Q6	800	776	927	830	913	996	On Request
ATV•A0M10Q6	1,000	969	1,158	1,030	1,133	1,236	On Request
ATV•A0M12Q6	1,200	1,161	1,388	1,230	1,353	1,476	On Request

Please contact Customer Care Center for Stockable and Non stockable status of references.

NORMAL STOCK ITEMS

W.E.F. January 17<sup>th</sup>, 2024

Heavy Duty - 690 V

Modular Single Drive	Nominal Power kW	Power Part Supply		Drive (output)			Unit MRP [₹]
		Input Current At 690 Vac	Apparent Power	Nominal Current (1)	Max. Transient current (1) (2)		
		A	kVA	A	ATV600 A	ATV900 A	
ATV•A0C11Q6	90	100	120	105	158	158	On Request
ATV•A0C13Q6	110	118	141	125	188	188	On Request
ATV•A0C16Q6	132	138	165	145	218	218	On Request
ATV•A0C20Q6	160	163	195	175	263	263	On Request
ATV•A0C25Q6	200	211	252	215	323	323	On Request
ATV•A0C31Q6	250	255	305	275	413	413	On Request
ATV•A0C40Q6	315	316	378	340	510	510	On Request
ATV•A0C50Q6	400	401	479	425	638	638	On Request
ATV•A0C63Q6	500	495	592	520	780	780	On Request
ATV•A0C80Q6	630	619	740	650	975	975	On Request
ATV•A0M10Q6	800	779	931	830	1,245	1,245	On Request
ATV•A0M12Q6	1,000	971	1,160	1,030	1,545	1,545	On Request

LH/Regen offer

Normal Duty - 400 V

Modular Single Drive	Nominal Power kW	Power Part Supply		Drive (output)			Unit MRP [₹]
		Input Current At 400 Vac	Apparent Power	Nominal Current (1)	Max. Transient current (1)		
		A	kVA	A	ATV600 (2) A	ATV900 (3) A	
ATV•B0C11Q4	110	175	121	211	232	253	On Request
ATV•B0C13Q4	132	208	144	250	275	300	On Request
ATV•B0C16Q4	160	252	174	302	332	362	On Request
ATV•B0C20Q4	200	313	217	370	407	444	On Request
ATV•B0C25Q4	250	389	270	477	525	572	On Request
ATV•B0C31Q4	315	491	340	590	649	708	On Request
ATV•B0C35Q4	355	553	383	660	726	792	On Request
ATV•B0C40Q4	400	620	429	730	803	876	On Request
ATV•B0C45Q4	450	697	483	830	913	996	On Request
ATV•B0C50Q4	500	775	537	900	990	1,080	On Request
ATV•B0C56Q4	560	868	601	1,020	1,122	1,224	On Request
ATV•B0C63Q4	630	971	673	1,140	1,254	1,368	On Request
ATV•B0C71Q4	710	1,094	758	1,260	1,386	1,512	On Request
ATV•B0C80Q4	800	1,227	850	1,420	1,562	1,704	On Request
ATV•B0M10Q4	1000	1,550	1074	1,770	1,947	2,124	On Request

Heavy Duty - 400 V

Modular Single Drive	Nominal Power kW	Power Part Supply		Drive (output)			Unit MRP [₹]
		Input Current At 400 Vac	Apparent Power	Nominal Current (1)	Max. Transient current (1) (2)		
		A	kVA	A	ATV600 A	ATV900 A	
ATV•B0C11Q4	90	144	100	173	260	260	On Request
ATV•B0C13Q4	110	174	121	211	317	317	On Request
ATV•B0C16Q4	132	208	144	250	375	375	On Request
ATV•B0C20Q4	160	252	174	302	453	453	On Request
ATV•B0C25Q4	200	313	217	370	555	555	On Request
ATV•B0C31Q4	250	389	270	477	716	716	On Request
ATV•B0C35Q4	280	436	302	520	780	780	On Request
ATV•B0C40Q4	315	491	340	590	885	885	On Request
ATV•B0C45Q4	355	553	383	660	990	990	On Request
ATV•B0C50Q4	400	620	429	730	1,095	1,095	On Request
ATV•B0C56Q4	450	697	483	830	1,245	1,245	On Request
ATV•B0C63Q4	500	775	537	900	1,350	1,350	On Request
ATV•B0C71Q4	560	868	601	1,020	1,530	1,530	On Request
ATV•B0C80Q4	630	971	673	1,140	1,710	1,710	On Request
ATV•B0M10Q4	800	1,227	859	1,420	2,130	2,130	On Request

Please contact Customer Care Center for Stockable and Non stockable status of references.

NORMAL STOCK ITEMS

W.E.F. January 17<sup>th</sup>, 2024

LH/Regen offer

Normal Duty - 690 V

Modular Single Drive	Nominal Power kW	Power Part Supply		Drive (output)			Unit MRP [₹]
		Input Current At 690 Vac	Apparent Power	Nominal Current (1)	Max. Transient current (1)		
		A	kVA	A	ATV600 (2)	ATV900 (3)	
ATV•B0C11Q6	110	102	122	125	138	150	On Request
ATV•B0C13Q6	132	122	146	145	160	174	On Request
ATV•B0C16Q6	160	148	177	175	193	210	On Request
ATV•B0C20Q6	200	183	219	215	237	258	On Request
ATV•B0C25Q6	250	228	273	275	303	330	On Request
ATV•B0C31Q6	315	287	343	340	374	408	On Request
ATV•B0C40Q6	400	363	434	425	468	510	On Request
ATV•B0C50Q6	500	453	541	520	572	624	On Request
ATV•B0C63Q6	630	568	678	650	715	780	On Request
ATV•B0C80Q6	800	718	859	830	913	996	On Request
ATV•B0M10Q6	1,000	898	1,073	1,030	1,133	1,236	On Request
ATV•B0M12Q6	1,200	1,078	1,288	1,230	1,353	1,476	On Request

Heavy Duty - 690 V

Modular Single Drive	Nominal Power kW	Power Part Supply		Drive (output)			Unit MRP [₹]
		Input Current At 690 Vac	Apparent Power	Nominal Current (1)	Max. Transient current (1) (2)		
		A	kVA	A	ATV600	ATV900	
ATV•B0C11Q6	90	85	101	105	158	158	On Request
ATV•B0C13Q6	110	102	122	125	188	188	On Request
ATV•B0C16Q6	132	122	146	145	218	218	On Request
ATV•B0C20Q6	160	148	177	175	263	263	On Request
ATV•B0C25Q6	200	183	219	215	323	323	On Request
ATV•B0C31Q6	250	228	273	275	413	413	On Request
ATV•B0C40Q6	315	287	343	340	510	510	On Request
ATV•B0C50Q6	400	362	433	425	638	638	On Request
ATV•B0C63Q6	500	453	541	520	780	780	On Request
ATV•B0C80Q6	630	569	680	650	975	975	On Request
ATV•B0M10Q6	800	718	859	830	1,245	1,245	On Request
ATV•B0M12Q6	1,000	898	1,073	1,030	1,545	1,545	On Request

Please contact Customer Care Center for Stockable and Non stockable status of references.

NORMAL STOCK ITEMS

W.E.F. January 17<sup>th</sup>, 2024



APM Liquid Cooled Offer

Normal Duty - 415 V

ND Modular Single Drive	Nominal Power kW	Power Part Supply		Drive (output)			Unit MRP ₹
		Input Current At 690 Vac	Apparent Power	Nominal Current (1)	Max. Transient current (1)		
		A	kVA	A	ATV600 A	ATV900 A	
ATV•L0C13Q4	132	244	169	250	275	300	On Request
ATV•L0C16Q4	160	287	199	302	332	362	On Request
ATV•L0C20Q4	200	350	242	370	407	444	On Request
ATV•L0C25Q4	250	429	297	477	525	572	On Request
ATV•L0C31Q4	315	536	371	590	649	708	On Request
ATV•L0C40Q4	400	684	474	730	803	876	On Request
ATV•L0C50Q4	500	847	587	900	990	1080	On Request
ATV•L0C63Q4	630	1056	732	1,140	1254	1,368	On Request
ATV•L0C80Q4	800	1335	925	1,420	1562	1,704	On Request
ATV•L0C90Q4	900	1502	1041	1,600	1760	1920	On Request
ATV•L0M10Q4	1000	1669	1156	1,770	1947	2124	On Request
ATV•L0M12Q4	1200	2005	1389	2,140	2354	2568	On Request
ATV•L0M15Q4	1500	2513	1741	2,680	2948	3216	On Request
ATV•L0M18Q4	1800	3028	2098	3,200	3520	3840	On Request

Heavy Duty - 415 V

HD Modular Single Drive	Nominal Power kW	Power Part Supply		Drive (output)			Unit MRP ₹
		Input Current At 690 Vac	Apparent Power	Nominal Current (1)	Max. Transient current (1)		
		A	kVA	A	ATV600 A	ATV900 A	
ATV•L0C13Q4	110	210	145	211	317	317	On Request
ATV•L0C16Q4	132	244	169	250	375	375	On Request
ATV•L0C20Q4	160	287	199	302	453	453	On Request
ATV•L0C25Q4	200	350	242	370	555	555	On Request
ATV•L0C31Q4	250	429	297	477	716	716	On Request
ATV•L0C40Q4	315	549	380	590	885	885	On Request
ATV•L0C50Q4	400	684	474	730	1095	1095	On Request
ATV•L0C63Q4	500	847	587	900	1350	1350	On Request
ATV•L0C80Q4	630	1062	736	1140	1710	1710	On Request
ATV•L0C90Q4	710	1188	823	1260	1890	1890	On Request
ATV•L0M10Q4	800	1339	928	1420	2130	2130	On Request
ATV•L0M12Q4	1000	1669	1156	1770	2655	2655	On Request
ATV•L0M15Q4	1200	2005	1389	2140	3210	3210	On Request
ATV•L0M18Q4	1400	2341	1622	2470	3705	3705	On Request

Please contact Customer Care Center for Stockable and Non stockable status of references.

NORMAL STOCK ITEMS

W.E.F. January 17<sup>th</sup>, 2024



Normal Duty - 690 V

ND Modular Single Drive	Nominal Power kW	Power Part Supply		Drive (output)			Unit MRP [₹]
		Input Current At 690 Vac	Apparent Power	Nominal Current (1)	Max. Transient current (1)		
		A	kVA	A	ATV600 A	ATV900 A	
ATV•L0C20Q6	200	218	261	215	237	258	On Request
ATV•L0C28Q6	280	290	347	308	339	370	On Request
ATV•L0C31Q6	315	322	385	340	374	408	On Request
ATV•L0C40Q6	400	399	477	425	468	510	On Request
ATV•L0C45Q6	450	446	533	480	528	576	On Request
ATV•L0C56Q6	560	563	673	590	649	708	On Request
ATV•L0C71Q6	710	700	837	740	814	888	On Request
ATV•L0C90Q6	900	875	1046	930	1023	1,116	On Request
ATV•L0M12Q6	1200	1260	1506	1,230	1353	1,476	On Request
ATV•L0M14Q6	1400	1355	1619	1,425	1568	1710	On Request
ATV•L0M16Q6	1600	1547	1849	1,620	1782	1944	On Request
ATV•L0M18Q6	1800	1740	2080	1,820	2002	2184	On Request
ATV•L0M22Q6	2200	2120	2543	2,220	2442	2664	On Request
ATV•L0M26Q6	2600	2517	3008	2,620	2882	3144	On Request

Heavy Duty - 690 V

HD Modular Single Drive	Nominal Power kW	Power Part Supply		Drive (output)			Unit MRP [₹]
		Input Current At 690 Vac	Apparent Power	Nominal Current (1)	Max. Transient current (1)		
		A	kVA	A	ATV600 A	ATV900 A	
ATV•L0C20Q6	160	184	220	175	263	263	On Request
ATV•L0C28Q6	220	236	282	240	360	360	On Request
ATV•L0C31Q6	250	262	313	275	413	413	On Request
ATV•L0C40Q6	315	322	385	340	510	510	On Request
ATV•L0C45Q6	355	359	429	384	576	576	On Request
ATV•L0C56Q6	450	462	552	480	720	720	On Request
ATV•L0C71Q6	560	563	673	590	885	885	On Request
ATV•L0C90Q6	710	700	837	740	1110	1110	On Request
ATV•L0M12Q6	1000	976	1166	1030	1545	1545	On Request
ATV•L0M14Q6	1100	1070	1279	1130	1695	1695	On Request
ATV•L0M16Q6	1300	1262	1508	1330	1995	1995	On Request
ATV•L0M18Q6	1400	1357	1622	1425	2138	2138	On Request
ATV•L0M22Q6	1700	1644	1955	1720	2580	2580	On Request
ATV•L0M26Q6	2100	2030	2426	2120	3180	3180	On Request

Please contact Customer Care Center for Stockable and Non stockable status of references.

NORMAL STOCK ITEMS

W.E.F. January 17<sup>th</sup>, 2024



# Reduce mechanical stress on your machines

Altistart™ 01

Altivar™ ATS130




Altistart™ 22

Altivar™ Soft Starter ATS480

Complete range of soft starters from 0.37 kW (3 Amps)  
to 900 kW (1200 Amps)




# Altivar™ Soft Starters: 3 ranges to match your applications




Small and Simple

**ATS01**



Compact design for normal duty applications

**ATS22**



Digitally integrated for heavy duty and normal duty applications

**ATS480**



Process and infrastructures



Standard industrial Machines



Simple machines and HVAC

## Main data on Altivar™ Soft Starters



Us rated operational voltage	208 to 690V	230 to 440V 208 to 600V	110 to 480V single phase 110 to 480V 3 phase
Rated operational current	17 to 1200A	17 to 590A	3 to 12A (1 ph) –6 to 32A (3ph)
Power range	4 to 900kW	4 to 400kW	0,37 to 15kW
UcControl supply voltage	110 to 230Vac	110 to 230Vac	24V AC/DC 110-240Vac
Connectivity	Modbus, Modbus TCP, EtherNet/IP, Profinet, Profibus DP, CANopen	Modbus	-
Type of control	Torque Control, voltage control	Voltage control	Voltage ramp
Current limitation	500% I <sub>e</sub> (up to 700% rated motor current)	350% I <sub>e</sub>	-
Stop mode	Torque ramp, voltage ramp, dynamic braking, DC injection	Freewheel, voltage ramp	Freewheel, voltage ramp
Thermal protections Other protections	Electronic, PTC, PT100 2 or 3 wires Underload, overload, motor phase loss, line phase inversion excessive acceleration time, current overload, ground leakage	Electronic Underload, overload, motor phase loss, line phase inversion excessive acceleration time, current overload, ground leakage	-

Soft Starter

ATS01 – Soft Starter for Simple Machine



[Us] Rated Supply Voltage	Network Number of Phases	Motor Power kW	Starting Time	[Ie] Rated Operational Current (A)	Reference	Unit MRP [₹]
380....415V 50.....60Hz	3	1.5kW/2.2kW/3kW	adjustable from 1 to 10s	6	ATS01N206QN	On Request
	3	4kW	adjustable from 1 to 10s	9	ATS01N209QN	On Request
	3	5.5kW	adjustable from 1 to 10s	12	ATS01N212QN	On Request
	3	7.5kW/11kW	adjustable from 1 to 10s	22	ATS01N222QN	On Request
	3	15kW	adjustable from 1 to 10s	32	ATS01N232QN	On Request

ATS130 - Power Extension of  
ATS01 from 38 Amp to 105 Amp



- ATS130 Soft motor Starter solution, an alternative to DOL motor Starter for control panel flexibility
- Increase the competitiveness of customer design
- Reduce space in cabinet
- Save time during installation
- Easy commissioning
- No preventive maintenance

Nominal Power in kW			Nominal Current (Amps)	Reference	Unit MRP [₹]
230 Vac	400 Vac	440 Vac			
11	18.5	22	38	ATS130N2D38LT	On Request
11	22	22	45	ATS130N2D45LT	On Request
18.5	30	37	65	ATS130N2D65LT	On Request
22	37	45	73	ATS130N2D73LT	On Request
22	45	45	80	ATS130N2D80LT	On Request
30	55	55	105	ATS130N2C11LT	On Request

ATS22 - Soft Starter for Utilities (Pump & fan)



- Embedded shorting contactor
- Size reduction: average of 25% less compare to ATS48 alone (without additional by-pass)
- Full starter and motor protections
- True three phases control
- Modbus in Built

kW (400 V)	Nominal Current (Amps)	Reference	Unit MRP [₹]
<b>Three phase-Supply Voltage: 230V...440V</b>			
7.5	17	ATS22D17Q	On Request
15	32	ATS22D32Q	On Request
22	47	ATS22D47Q	On Request
30	62	ATS22D62Q	On Request
37	75	ATS22D75Q	On Request
45	88	ATS22D88Q	On Request
55	110	ATS22C11Q	On Request
75	140	ATS22C14Q	On Request
90	170	ATS22C17Q	On Request
110	210	ATS22C21Q	On Request
132	250	ATS22C25Q	On Request
160	320	ATS22C32Q	On Request
220	410	ATS22C41Q	On Request
250	480	ATS22C48Q	On Request
315	590	ATS22C59Q	On Request

Please contact Customer Care Center for Stockable and Non stockable status of references.

NORMAL STOCK ITEMS

W.E.F. January 17<sup>th</sup>, 2024



## Altivar™ Soft Starter ATS480



The Altivar™ Soft Starter ATS480 is the next evolution of soft starters for digitization, while meeting cybersecurity standard. Designed to address process and infrastructures, ATS480 simplifies projects execution and maximizes the availability of your applications, even in the most demanding environments.

ATS480 builds on the proven robustness and stop/ starting performance of the ATS48.

ATS480 extends the lifetime of ATS48 equipment and preserves your initial investment by reusing current design.

### Benefits

#### Reduced engineering time and cost

- The integration of Altivar Soft Starter ATS480 in EcoStruxure™ Apps and software for Automation and Power drastically simplify architecture selection, detailed design and execution.

#### Reliability for your operations

- Highly robust and reliable even for the most demanding applications or in harsh environments
- Flexibility to improve the continuity of service of your applications

#### Cybersecure

- User account management to enforce authorization
- ATS480 has enhance cybersecurity features built-in to restrict or disable port and services
- Threat intelligence to generate security related reports
- Secure boot and firmware upgrade

## Complete solution for Process & Infrastructures projects



Only 1 range 208/690 V from 4 to 900kW



Options and accessories common to Altivar™

Altivar " Soft Starter ATS480 characteristics	
Us Rated operational voltage	208 to 690V
Ie rated operational current	17 to 1700A
Pe Power range	4 to 900kW
Application type	Normal and heavy duty
Control Type	Torque control, the original
Current limitation	500% Ie up to 700% motor In
Stop mode	Torque ramp, dynamic braking, DC injection
Motor thermal protection	Embedded electronic thermal relay, PTC, PT100
Connectivity	Modbus serial (embedded)
	Modbus TCP
	EtherNet/IP PROFINET PROFIBUS DP CANopen
Markings and Certifications	CE, c.UL.us, CCC, EAC, RCM, UKCA, DNV ABS, BV CCS

Please contact Customer Care Center for Stockable and Non stockable status of references.

NORMAL STOCK ITEMS

W.E.F. January 17<sup>th</sup>, 2024

# Soft Starter Selection

Refer to the following table to select ATS480 compatible with the ATS48 to substitute.

Legacy offers			New offers
<b>ATS48●●●Q</b> 230...415 Vac	<b>ATS48●●●Y</b> 208...690 Vac		<b>ATS480●●●Y</b> 208...690 Vac
ATS48D17Q	ATS48D17Y		ATS480D17Y
ATS48D22Q	ATS48D22Y		ATS480D22Y
ATS48D32Q	ATS48D32Y		ATS480D32Y
ATS48D38Q	ATS48D38Y		ATS480D38Y
ATS48D47Q	ATS48D47Y		ATS480D47Y
ATS48D62Q	ATS48D62Y		ATS480D62Y
ATS48D75Q	ATS48D75Y		ATS480D75Y
ATS48D88Q	ATS48D88Y		ATS480D88Y
ATS48C11Q	ATS48C11Y	→	ATS480C11Y
ATS48C14Q	ATS48C14Y		ATS480C14Y
ATS48C17Q	ATS48C17Y		ATS480C17Y
ATS48C21Q	ATS48C21Y		ATS480C21Y
ATS48C25Q	ATS48C25Y		ATS480C25Y
ATS48C32Q	ATS48C32Y		ATS480C32Y
ATS48C41Q	ATS48C41Y		ATS480C41Y
ATS48C48Q	ATS48C48Y		ATS480C48Y
ATS48C59Q	ATS48C59Y		ATS480C59Y
ATS48C66Q	ATS48C66Y		ATS480C66Y
ATS48C79Q	ATS48C79Y		ATS480C79Y
ATS48M10Q	ATS48M10Y		ATS480M10Y
ATS48M12Q	ATS48M12Y		ATS480M12Y

The specific legacy references and their functionality are included in the substitution:

Specific Legacy offers		New offers
ATS48●●●YS316, ability to set in Delta up to 500 V		
ATS48●●●YS338, tropicalization coating	→	ATS480●●●Y
ATS48●●●QS338, tropicalization coating		

Please contact Customer Care Center for Stockable and Non stockable status of references.

NORMAL STOCK ITEMS

W.E.F. January 17<sup>th</sup>, 2024

# Green Premium™

## Enhance sustainability with Altivar™ Soft Starter ATS480

### Superior environmental performance thanks to upgradability and modernization solutions

Altivar™ Soft Starter ATS480 is RoHS and REACH compliant

- Transparent environment information
- Life Cycle Analysis, compliant with ISO 14025
- Circularity Profile

Altivar™ Soft Starter ATS480 brings key benefits to help you achieve **superior upgradable performance** by enhancing its embedded functionality and performance capabilities for both hardware and software. ATS480 also extends the service life of ATS48 equipment: ATS480 replaces ATS48 while keeping the same footprint, circuit breaker, contactors, cables, and behavior of the process, making way for evolution.

The **additional power options** and the **cybersecurity-compliant firmware upgradability** capabilities of the Altivar™ Soft Starter ATS480 can help you to maximize process continuity and operation, as well as reduce your operational expenses, by avoiding the need to replace your soft starter or modify your existing installation as a retrofit.

#### Benefits

- Enable a **secure** and **digital** area
- Reduce your **engineering time and cost**
- Help to **secure your operations**
- **Reduce downtime**
- **Extend the service life** of ATS48 equipment
- Make way for **evolution**
- **Preserve your initial investment**



#### Communication and Wi-Fi modules

The additional communication modules allow you to easily integrate Altivar™ Soft Starter ATS480 in your scalable automation system. Together with the Wi-Fi access point, they bring easy access to the real data provided by the soft starter, aiding its digitization and easy integration in Industry 4.0 technologies.

#### Cybersecurity-compliant firmware upgrade

You have the possibility to upgrade the Altivar™ Soft Starter ATS480 firmware. Available on [se.com](http://se.com), the firmware is digitally signed and can only be applied if authenticity is verified by the ATS480.

#### Graphic display terminal and dynamic QR code

In addition to the detailed warnings and detected errors available on the removable plain text display terminal, the graphic display terminal provides contextual troubleshooting and direct access to the appropriate page of the documentation via a dynamic QR code.

#### Power options (line chokes, bypass contactor)

The power options of Altivar™ Soft Starter ATS480 bring you the possibility to improve the power quality and efficiency of your installation. These options also improve the continuity of service of the installation and its robustness.



Experience our offer on [se.com/green-premium](http://se.com/green-premium)



Product selector for ATS480



EcoStruxure™ Motor Control Configurator



EcoStruxure™ Motor Management Design

# Altistart™ 480

ATS480 in-line								
Motor nameplate								ATS480
Rated operational voltage (Ue)								
Rated motor power								
230 V	400 V	440 V	500 V	525 V	660 V	690 V		
kW	kW	kW	kW	kW	kW	kW	Reference	Unit MRP [€]
<b>Normal duty applications</b>								
4	7.5	7.5	9	9	11	15	ATS480D17Y	On Request
5.5	11	11	11	11	15	18.5	ATS480D22Y	On Request
7.5	15	15	18.5	18.5	22	22	ATS480D32Y	On Request
9	18.5	18.5	22	22	30	30	ATS480D38Y	On Request
11	22	22	30	30	37	37	ATS480D47Y	On Request
15	30	30	37	37	45	45	ATS480D62Y	On Request
18.5	37	37	45	45	55	55	ATS480D75Y	On Request
22	45	45	55	55	75	75	ATS480D88Y	On Request
30	55	55	75	75	90	90	ATS480C11Y	On Request
37	75	75	90	90	110	110	ATS480C14Y	On Request
45	90	90	110	110	132	160	ATS480C17Y	On Request
55	110	110	132	132	160	200	ATS480C21Y	On Request
75	132	132	160	160	220	250	ATS480C25Y	On Request
90	160	160	220	220	250	315	ATS480C32Y	On Request
110	220	220	250	250	355	400	ATS480C41Y	On Request
132	250	250	315	315	400	500	ATS480C48Y	On Request
160	315	355	400	400	560	560	ATS480C59Y	On Request
–	355	400	–	–	630	630	ATS480C66Y	On Request
220	400	500	500	500	710	710	ATS480C79Y	On Request
250	500	630	630	630	900	900	ATS480M10Y	On Request
355	630	710	800	800	–	–	ATS480M12Y	On Request
<b>Heavy duty applications</b>								
3	5.5	5.5	7.5	7.5	9	11	ATS480D17Y	On Request
4	7.5	7.5	9	9	11	15	ATS480D22Y	On Request
5.5	11	11	11	11	15	18.5	ATS480D32Y	On Request
7.5	15	15	18.5	18.5	22	22	ATS480D38Y	On Request
9	18.5	18.5	22	22	30	30	ATS480D47Y	On Request
11	22	22	30	30	37	37	ATS480D62Y	On Request
15	30	30	37	37	45	45	ATS480D75Y	On Request
18.5	37	37	45	45	55	55	ATS480D88Y	On Request
22	45	45	55	55	75	75	ATS480C11Y	On Request
30	55	55	75	75	90	90	ATS480C14Y	On Request
37	75	75	90	90	110	110	ATS480C17Y	On Request
45	90	90	110	110	132	160	ATS480C21Y	On Request
55	110	110	132	132	160	200	ATS480C25Y	On Request
75	132	132	160	160	220	250	ATS480C32Y	On Request
90	160	160	220	220	250	315	ATS480C41Y	On Request
110	220	220	250	250	355	400	ATS480C48Y	On Request
132	250	250	315	315	400	500	ATS480C59Y	On Request
160	315	355	400	400	560	560	ATS480C66Y	On Request
–	355	400	–	–	630	630	ATS480C79Y	On Request
220	400	500	500	500	710	710	ATS480M10Y	On Request
250	500	630	630	630	900	900	ATS480M12Y	On Request

Please contact Customer Care Center for Stockable and Non stockable status of references.

NORMAL STOCK ITEMS

W.E.F. January 17<sup>th</sup>, 2024



# Harmony Relays

## Electromechanical, Timer and control Relays

Enhance **operational efficiency** and **optimize equipment availability** with our widest range of relays. Harmony relays are designed, manufactured, and tested to meet your needs for both wired logic functions and PLC Interfaces.



- **Wide choice:** 1C/O 10 A – 2C/O 5 A, 6 VDC – 230 VAC, multifunctional features
- **Robust installation:** fast-on pin terminal
- **Easy to use:** optional status indication and test function
- **Safe to perform:** feasibility to add protection modules (diode, diode + LED, RC circuit, or varistor + LED)
- **Space saving:** only 16 mm socket for 2C/O

## RXG Interface Relays



Description	Relay	Control Circuit Voltage (V)	Reference	Unit MRP [₹]	
<b>1CO 6 Pin Relay Standard cover lockable test button</b>					
Without LED indicator	1 CO - 10 A	24V	DC	RXG11BD	558
	1 CO - 10 A	24V	AC	RXG11B7	714
	1 CO - 10 A	120V	AC	RXG11F7	735
	1 CO - 10 A	230V	AC	RXG11P7	694
<b>1CO 6 Pin Relay Standard cover lockable test button</b>					
With LED indicator	1 CO - 10 A	24V	DC	RXG12BD	629
	1 CO - 10 A	24V	AC	RXG12B7	755
	1 CO - 10 A	120V	AC	RXG12F7	755
	1 CO - 10 A	230V	AC	RXG12P7	755
<b>1CO 6 Pin Relay without locable test button</b>					
With LED indicator	1 CO - 10 A	24V	DC	RXG13BD	586
	1 CO - 10 A	120V	AC	RXG13F7	803
	1 CO - 10 A	230V	AC	RXG13P7	739
<b>1CO 6 Pin Relay without locable test button</b>					
Without LED indicator	1 CO - 10 A	12V	DC	RXG15JD	517
	1 CO - 10 A	24V	DC	RXG15BD	528
	1 CO - 10 A	230V	AC	RXG15P7	629
<b>2CO 8 Pin Relay Standard cover lockable test button</b>					
Without LED indicator	2 CO - 5 A	12V	DC	RXG21JD	639
	2 CO - 5 A	24V	DC	RXG21BD	628
	2 CO - 5 A	120V	AC	RXG21F7	762
	2 CO - 5 A	220V	AC	RXG21M7	820
	2 CO - 5 A	230V	AC	RXG21P7	748
<b>2CO 8 Pin Relay Standard cover lockable test button</b>					
With LED indicator	2 CO - 5 A	24V	DC	RXG22BD	699
	2 CO - 5 A	48V	DC	RXG22ED	724
	2 CO - 5 A	24V	AC	RXG22B7	840
	2 CO - 5 A	120V	AC	RXG22F7	840
	2 CO - 5 A	220V	AC	RXG22M7	824
	2 CO - 5 A	230V	AC	RXG22P7	840
<b>2CO 8 Pin Relay Standard cover without lockable test button</b>					
With LED indicator	2 CO - 5 A	24V	DC	RXG23BD	655
	2 CO - 5 A	24V	AC	RXG23B7	793
	2 CO - 5 A	120V	AC	RXG23F7	793
	2 CO - 5 A	220V	AC	RXG23M7	793
	2 CO - 5 A	230V	AC	RXG23P7	807
<b>2CO 8 Pin Relay Standard cover without lockable test button</b>					
Without LED indicator	2 CO - 5 A	12V	DC	RXG25JD	557
	2 CO - 5 A	24V	DC	RXG25BD	567
	2 CO - 5 A	220V	AC	RXG25M7	735
	2 CO - 5 A	230V	AC	RXG25P7	695

Please contact Customer Care Center for Stockable and Non stockable status of references.

NORMAL STOCK ITEMS

W.E.F. January 17<sup>th</sup>, 2024



- 5A relay with 2C/O contacts or 3A relay with 4 C/O contacts
- Mechanical indicator with transparent cover
- Power On™ LED for readiness
- Socket for both DIN-rail and panel mounting
- Eco-design with ROHS, CE, GOST

## RXM Miniature Relays

Description	Relay	Control Circuit Voltage (V)		Reference	Unit MRP [₹]
<b>2 CO 8 Pin relays Without lockable test button</b>					
Without LED indicator	2 CO - 5 A	24V	DC	RXM2LB1BD	423
	2 CO - 5 A	24V	AC	RXM2LB1B7	442
	2 CO - 5 A	120V	AC	RXM2LB1F7	442
	2 CO - 5 A	230V	AC	RXM2LB1P7	433
With LED indicator	2 CO - 5 A	24V	DC	RXM2LB2BD	455
	2 CO - 5 A	48V	DC	RXM2LB2ED	488
	2 CO - 5 A	24V	AC	RXM2LB2B7	488
	2 CO - 5 A	120V	AC	RXM2LB2F7	488
	2 CO - 5 A	230V	AC	RXM2LB2P7	455
<b>4 CO 14 Pin relays Without lockable test button</b>					
Without LED indicator	4 CO - 3 A	12V	DC	RXM4LB1JD	598
	4 CO - 3 A	24V	DC	RXM4LB1BD	488
	4 CO - 3 A	24V	AC	RXM4LB1B7	536
	4 CO - 3 A	230V	AC	RXM4LB1P7	488
With LED indicator	4 CO - 3 A	12V	DC	RXM4LB2JD	550
	4 CO - 3 A	24V	DC	RXM4LB2BD	515
	4 CO - 3 A	48V	DC	RXM4LB2ED	550
	4 CO - 3 A	24V	AC	RXM4LB2B7	550
	4 CO - 3 A	120V	AC	RXM4LB2F7	550
	4 CO - 3 A	230V	AC	RXM4LB2P7	515

Description	Type	Reference	Unit MRP [₹]
<b>Sockets</b>			
Mixed,screw clamp term, for RXM2L range	Socket	RXZE1M2C	214
Mixed,screw clamp term, for RXM4L range	Socket	RXZE1M4C	273
Metal clamp for RXZE1M2C	Accessory	RXZ420	51

Please contact Customer Care Center for Stockable and Non stockable status of references.

NORMAL STOCK ITEMS

W.E.F. January 17<sup>th</sup>, 2024

**RXM\*NB Miniature Relays**

Description	Relay	Control Circuit Voltage (V)		Reference	Unit MRP [₹]
<b>Miniature Relays without Lockable Test-Button</b>					
With LED indicators	2 CO - 10 A	24V	DC	RXM2NB3BD	492
	2 CO - 10 A	120V	DC	RXM2NB3FD	545
	2 CO - 10 A	220V	DC	RXM2NB3MD	696
	2 CO - 10 A	230V	AC	RXM2NB3P7	545
	2 CO - 10 A	24V	DC	RXM4NB3BD	608
	2 CO - 10 A	120V	AC	RXM4NB3F7	619
	2 CO - 10 A	230V	AC	RXM4NB3P7	579

Description	Connection	Relay Type	Reference	Unit MRP [₹]
<b>Sockets for RXMNB Relays</b>				
Mixed	Screw Clamp connector	RXN2N	RXZE2M2N	229
Mixed	Screw Clamp connector	RXN4N	RXZE2M4N	261

**RPM Power Relay**

Description	Relay	Control Circuit Voltage (V)		Reference	Unit MRP [₹]
<b>Power Relay</b>					
With LED Indicators	1 CO - 15 A	24V	DC	RPM12BD	873
	2 CO - 15 A	24 V	DC	RPM22BD	1158
	2 CO - 15 A	120V	AC	RPM22F7	1556
	2 CO - 15 A	230V	AC	RPM22P7	1305
	3 CO - 15 A	24V	DC	RPM32BD	1474
	3 CO - 15 A	230V	AC	RPM32P7	1503
	4 CO - 15 A	24V	DC	RPM42BD	1417
	4 CO - 15 A	48V	DC	RPM42ED	1512
	4 CO - 15 A	110V	DC	RPM42FD	1536
	4 CO - 15 A	24V	AC	RPM42B7	1401
	4 CO - 15 A	48V	AC	RPM42E7	1465
	4 CO - 15 A	110V	AC	RPM42F7	1574
	4 CO - 15 A	230V	AC	RPM42P7	1392

Description	Connection	Relay Type	Reference	Unit MRP [₹]
<b>Sockets</b>				
Mixed	Screw Clamp connector	RPM1	RPZF1	562
Mixed	Screw Clamp connector	RPM2	RPZF2	564
Mixed	Screw Clamp connector	RPM3	RPZF3	996
Mixed	Screw Clamp connector	RPM4	RPZF4	962
<b>Clips And Legends</b>				
Metal maintaining clamp - for relay socket RPZF1			RPZR235	151

Please contact Customer Care Center for Stockable and Non stockable status of references.

NORMAL STOCK ITEMS

W.E.F. January 17<sup>th</sup>, 2024





- High-performance EMR Relays to ensure machine and system availability.
- Flexible choices with different contact numbers, current, and control coil voltages.
- 12A relay with 2C/O contacts or 6A relay with 4 C/O contacts
- One step lockable test button
- Mechanical indicator for contact status
- Power on" LED for readines

## RXM Miniature Relays

Description	Relay	Control Circuit Voltage (V)	Reference	Unit MRP [₹]
<b>2CO 8 Pin Relay Standard cover lockable test button</b>				
Without LED indicator	2 CO - 12 A	12V DC	RXM2AB1JD	659
	2 CO - 12 A	24V DC	RXM2AB1BD	634
	2 CO - 12 A	48V DC	RXM2AB1ED	696
	2 CO - 12 A	110V DC	RXM2AB1FD	665
	2 CO - 12 A	24V AC	RXM2AB1B7	659
	2 CO - 12 A	48V AC	RXM2AB1E7	659
	2 CO - 12 A	120V AC	RXM2AB1F7	659
	2 CO - 12 A	230V AC	RXM2AB1P7	634
<b>2CO 8 Pin Relay Standard cover lockable test button</b>				
With LED indicator	2 CO - 12 A	12V DC	RXM2AB2JD	688
	2 CO - 12 A	24V DC	RXM2AB2BD	659
	2 CO - 12 A	48V DC	RXM2AB2ED	726
	2 CO - 12 A	110V DC	RXM2AB2FD	675
	2 CO - 12 A	24V AC	RXM2AB2B7	683
	2 CO - 12 A	48V AC	RXM2AB2E7	675
	2 CO - 12 A	120V AC	RXM2AB2F7	688
	2 CO - 12 A	230V AC	RXM2AB2P7	659
<b>3CO 11 Pin Relay Standard cover with lockable test button</b>				
With LED indicator	3 CO - 10 A	12V DC	RXM3AB1JD	881
	3 CO - 10 A	24V DC	RXM3AB1BD	880
	3 CO - 10 A	24V AC	RXM3AB1B7	981
	3 CO - 10 A	120V AC	RXM3AB1F7	906
	3 CO - 10 A	230V AC	RXM3AB1P7	906
<b>3 CO 11 Pin Relay Standard cover with lockable test button</b>				
Without LED indicator	3 CO - 10 A	24V DC	RXM3AB2BD	842
	3 CO - 10 A	48V DC	RXM3AB2ED	1036
	3 CO - 10 A	110V DC	RXM3AB2FD	975
	3 CO - 10 A	24V AC	RXM3AB2B7	916
	3 CO - 10 A	120V AC	RXM3AB2F7	881
	3 CO - 10 A	230V AC	RXM3AB2P7	881
<b>4CO 14 Pin Relay Standard cover with lockable test button</b>				
With LED indicator	4 CO - 6 A	12V DC	RXM4AB1JD	789
	4 CO - 6 A	24V DC	RXM4AB1BD	789
	4 CO - 6 A	48V DC	RXM4AB1ED	879
	4 CO - 6 A	110V DC	RXM4AB1FD	879
	4 CO - 6 A	24V AC	RXM4AB1B7	805
	4 CO - 6 A	48V AC	RXM4AB1E7	827
	4 CO - 6 A	120V AC	RXM4AB1F7	805
	4 CO - 6 A	230V AC	RXM4AB1P7	805
<b>4 CO 14 Pin Relay Standard cover with lockable test button</b>				
Without LED indicator	4 CO - 6 A	12V DC	RXM4AB2JD	920
	4 CO - 6 A	24V DC	RXM4AB2BD	874
	4 CO - 6 A	48V DC	RXM4AB2ED	920
	4 CO - 6 A	110V DC	RXM4AB2FD	920
	4 CO - 6 A	24V AC	RXM4AB2B7	937
	4 CO - 6 A	48V AC	RXM4AB2E7	937
	4 CO - 6 A	120V AC	RXM4AB2F7	937
	4 CO - 6 A	230V AC	RXM4AB2P7	891

Please contact Customer Care Center for Stockable and Non stockable status of references.

NORMAL STOCK ITEMS

W.E.F. January 17<sup>th</sup>, 2024

## RXM Miniature Relays

Description	Connection	Relay Type	Thermal Current (Ith)	Reference	Unit MRP [₹]
<b>Sockets</b>					
Mixed contact	Screw Clamp	RXM2* / RXM4*	10A	RXZE2M114	334
	Screw Connector	RXM2* / RXM4*	10A	RXZE2M114M	300
Separate	Screw Connector	RXM2*	12A	RXZE2S108M	348
	Screw Connector	RXM3*	10A	RXZE2S111M	385
	Screw Connector	RXM4*	10A	RXZE2S114M	411

Description	Voltage V	For use with	Reference	Unit MRP [₹]
<b>Sockets</b>				
Diode	6...250 V DC	All Aockets	RXM040W	157
RC Circuit	24..60 V AC	All Aockets	RXM041BN7	168
	110..240 V AC	All Aockets	RXM041FU7	168
RC Circuit	6..24 V AC/DC	All Aockets	RXM021RB	198
	24..60 V AC/DC	All Aockets	RXM021BN	198
	110..240 V AC/DC	All Aockets	RXM021FP	188



## RE17 Electronic Timers

**NEW**

Description	Supply Voltage	Time Range	Output	Reference	Unit MRP [₹]
<b>RE10 Timers</b>					
MultiFunction	24 V DC, 24...240 V AC	1 s .. 100 h	1 CO	RE10RMMU	2045
<b>RE17 Timers</b>					
On Delay	24 ...240 V AC/DC	0.1 s .. 100 h	1 CO SS	RE17LAMW	2879
Off -delay	24 ...240 V AC	1 s .. 100 h	1 CO SS	RE17LCBM	3367
Interval on delay	24 ...240 V AC	1 s .. 100 h	1 CO SS	RE17LHBM	4307
Asymmetrical flashing	24 ...240 V AC	1 s .. 100 h	1 CO SS	RE17LLBM	3539
Multifunction	24 ...240 V AC	1 s .. 100 h	1 CO SS	RE17LMBM	3467
On Delay	24 VDC /24...240 VAC	1 s .. 100 h	1 CO	RE17RAMU	2701
Single Interval	24 VDC /24...240 VAC	1 s .. 100 h	1 CO	RE17RBMU	4015
Off- Delay	24 VDC /24...240 VAC	1 s .. 100 h	1 CO	RE17RCMU	2825
Interval on delay	24 VDC /24...240 VAC	1 s .. 100 h	1 CO	RE17RHMU	2906
Asymmetrical flashing	24 VDC /24...240 VAC	1 s .. 100 h	1 CO	RE17RLMU	3777
Multifunction	12 V DC	1 s .. 100 h	1 CO	RE17RMJU	3573
Multifunction	24 VDC /24...240 VAC	1 s .. 100 h	1 CO	RE17RMMU	3473
Multifunction	12 ...240 VAC/DC	0.1 s .. 100 h	1 CO	RE17RMMW	3868
Multifunction	12 ...240 VAC/DC	0.1 s .. 100 h	1 CO	RE17RMMWS	4166
Multifunction	24 VDC /24...240 VAC	0.1 s .. 100 h	1 CO	RE17RMXMU	4369
Multifunction	24 VDC /24...240 VAC	0.1 s .. 10 h	1 CO	RE17RMEMU	3427



## RE22 Electronic Timers

Description	Supply Voltage	Time Range	Output	Reference	Unit MRP [₹]
<b>RM22 Timers</b>					
On Delay	24 ...240 V AC/DC	0.05s...300h	1 CO	RE22R1AMR	4982
Off Delay	24 ...240 V AC/DC	0.05s...300h	1 CO	RE22R1CMR	9467
Off Delay	24 ...240 V AC/DC	0.05s...10min	1 CO	RE22R1KMR	11232
Asymmetrical flashing	24 ...240 V AC/DC	0.05s...300h	1 CO	RE22R1MLMR	7825
Multi function	24 ...240 V AC/DC	0.05s...300h	1 CO	RE22R1MYMR	7621
Start Delta	24 VDC /24...240 VAC	0.05s...300s	1 CO	RE22R1QCMU	5936
Start Delta	230/380 V AC	1s...100h	1 CO	RE22R1QMQ	4788
Start Delta	24 VDC /24...240 VAC	1s...100h	1 CO	RE22R1QMU	5620
On Delay	24 ...240 V AC/DC	0.05s...300h	2 CO	RE22R2AMR	9565
Off Delay	24 VDC /24...240 VAC	1s...100h	2 CO	RE22R2AMU	4700
Off Delay	24 ...240 V AC/DC	0.05s...300h	2 CO	RE22R2CMR	13784
Asymmetrical flashing	24 ...240 V AC/DC	0.05s...300h	2 CO	RE22R2DMR	7825
Off Delay	24 ...240 V AC/DC	0.05s...10min	2 CO	RE22R2KMR	13760
Multi function	24 ...240 V AC/DC	1s...100h	2 CO	RE22R2MMU	4721
Multi function	12 ...240 VAC/DC	1s...100h	2 CO	RE22R2MMW	5393
Multi function	24 ...240 V AC/DC	0.05s...300h	2 CO	RE22R2MYMR	15355
Start Delta	24 ...240 V AC/DC	0.05s...30s	2 CO	RE22R2QEMR	7207
Start Delta	24 ...240 V AC/DC	0.05s...300h	2 CO	RE22R2QGMR	10789
Start Delta	24 ...240 V AC/DC	0.05s...300h	2 CO	RE22R2QTMR	7582

Please contact Customer Care Center for Stockable and Non stockable status of references.

NORMAL STOCK ITEMS

W.E.F. January 17<sup>th</sup>, 2024



## Control - Monitoring & Control Relays

Description	Supply Voltage	Measurement Range	Time Range	Output	Reference	Unit MRP [₹]
<b>RM10 Measurement &amp; Control Relays</b>						
3 Phase Multifunction	Self Powered	208...480 VAC	-	1 CO	RM10TE00	3001
3 Phase Multifunction	Self Powered	183...528 VAC	-	1 CO	RM10TG00	2770
<b>RM17 Measurement &amp; Control Relays ( self Powered)</b>						
3 Ø: Phase loss/ Phase sequence	Self Powered	208...480 VAC	-	1 CO	RM17TG00	14408
3 Ø: Phase loss/ Phase sequence	Self Powered	208...440 VAC	-	2 CO	RM17TG20	3851
Phase Sequence, Phase,loss,Undervoltage	Self Powered	208...480 VAC	-	1 CO	RM17TU00	7743
Phase Sequence, Phase,loss, Asymmetry	Self Powered	208...480 VAC	-	1 CO	RM17TA00	9461
Multifunction	Self Powered	208...480 VAC	-	1 CO	RM17TE00	24699
1 phase under or overvoltage control	Self Powered	20 to 80 VAC/DC	0.1 - 10 s	1 CO	RM17UAS16	6454
1 phase under or overvoltage control	Self Powered	65 to 260 VAC/DC	0.1 - 10 s	1 CO	RM17UAS15	7743
1 phase/ under or overvoltage control in window	Self Powered		0.1 - 10 s	1 CO	RM17UBE15	20359

Description	Supply Voltage	Measurement Range	Time Range	Output	Reference	Unit MRP [₹]
<b>RM22 Measurement &amp; Control Relays</b>						
Phase loss/ Phase sequence	Self powered	208...480 VAC	-	2 CO	RM22TG20	5860
Multifunction	Self powered	208...480 VAC	0.1..30 s	2 CO	RM22TR33	4562
Phase Sequence, Phase,loss,Undervoltage	Self powered	208...480 VAC	-	2 CO	RM22TU23	7759
Under or overvoltage	24...240 VAC	1...100 VAC/DC	0.1..30 s	2 CO	RM22UA32MR	11849
Under or overvoltage	24...240 VAC	15...500 VAC/DC	0.1..30 s	2 CO	RM22UA33MR	10404
Under or overcurrent	24...240 VAC	4mA...1A	0.1..30 s	2 CO	RM22JA31MR	11064
Level Control	24...240 VAC	4K...100K ohm	-	1 CO	RM22LG11MR	5917
<b>RM35 Measurement &amp; control relays</b>						
Multifunction	Self powered	220...480 VAC	-	2C/O	RM35TF30	On Request
Under or overvoltage P-N	Self powered	120...277 VAC	-	2C/O	RM35UB3N30	On Request
Over or undervoltage	24...240 VAC/DC	15...600 VAC/DC	-	2C/O	RM35UA13MW	On Request
over or undercurrent	24...240 VAC/DC	0.15...15A	-	2C/O	RM35JA32MW	On Request
Liquid level control	24...240 VAC/DC	-	-	1 C/O	RM35LV14MW	On Request
Liquid level control	24...240 VAC/DC	-	-	2C/O	RM35LM33MW	On Request
Under or overspeed	24...240 VAC/DC	-	-	1 C/O	RM35S0MW	On Request

Please contact Customer Care Center for Stockable and Non stockable status of references.

NORMAL STOCK ITEMS





W.E.F. January 17<sup>th</sup>, 2024



## Control & Signaling Unit

Push Buttons, Switches and Pilot Lights

## Pilot lights

Description	Supply Voltage	Colour	Reference	Unit MRP [₹]
<b>With Direct Integral LED</b>				
	~/- 12V	White	XA2EVJ1LC	211
	~/- 12V	Green	XA2EVJ3LC	189
	~/- 12V	Red	XA2EVJ4LC	189
	~/- 12V	Amber	XA2EVJ5LC	189
	~/- 12V	Blue	XA2EVJ6LC	280
	~/- 12V	Yellow	XA2EVJ8LC	189
	~/- 24V	White	XA2EVB1LC	211
	~/- 24V	Green	XA2EVB3LC	189
	~/- 24V	Red	XA2EVB4LC	189
	~/- 24V	Amber	XA2EVB5LC	189
	~/- 24V	Blue	XA2EVB6LC	280
	~/- 24V	Yellow	XA2EVB8LC	189
	~/- 30V	White	XA2EVC1LC	211
	~/- 30V	Green	XA2EVC3LC	189
	~/- 30V	Red	XA2EVC4LC	189
	~/- 30V	Amber	XA2EVC5LC	189
	~/- 30V	Blue	XA2EVC6LC	280
	~/- 30V	Yellow	XA2EVC8LC	189
	~/- 48V	White	XA2EVE1LC	211
	~/- 48V	Green	XA2EVE3LC	189
	~/- 48V	Red	XA2EVE4LC	189
	~/- 48V	Amber	XA2EVE5LC	189
	~/- 48V	Blue	XA2EVE6LC	280
	~/- 48V	Yellow	XA2EVE8LC	189
	~/- 60...63.5 V	White	XA2EVEE1LC	211
	~/- 60...63.5 V	Green	XA2EVEE3LC	189
	~/- 60...63.5 V	Red	XA2EVEE4LC	189
	~/- 60...63.5 V	Amber	XA2EVEE5LC	189
	~/- 60...63.5 V	Blue	XA2EVEE6LC	280
	~/- 60...63.5 V	Yellow	XA2EVEE8LC	189
	~/- 110 V	White	XA2EVF1LC	219
	~/- 110 V	Green	XA2EVF3LC	189
	~/- 110 V	Red	XA2EVF4LC	189
	~/- 110 V	Amber	XA2EVF5LC	189
	~/- 110 V	Blue	XA2EVF6LC	309
	~/- 110 V	Yellow	XA2EVF8LC	189
	- 220 V	White	XA2EVMD1LC	263
	- 220 V	Green	XA2EVMD3LC	254
	- 220 V	Red	XA2EVMD4LC	238
	- 220 V	Amber	XA2EVMD5LC	263
	- 220 V	Blue	XA2EVMD6LC	530
	- 220 V	Yellow	XA2EVMD8LC	238
	~ 220 ... 230 V	White	XA2EVM1LC	211
	~ 220 ... 230 V	Green	XA2EVM3LC	189
	~ 220 ... 230 V	Red	XA2EVM4LC	189
	~ 220 ... 230 V	Amber	XA2EVM5LC	189
	~ 220 ... 230 V	Blue	XA2EVM6LC	280
	~ 220 ... 230 V	Yellow	XA2EVM8LC	189
~ 380 ... 400 V	White	XA2EVQ1LC	290	
~ 380 ... 400 V	Green	XA2EVQ3LC	290	
~ 380 ... 400 V	Red	XA2EVQ4LC	280	
~ 380 ... 400 V	Amber	XA2EVQ5LC	309	
~ 380 ... 400 V	Blue	XA2EVQ6LC	623	
~ 380 ... 400 V	Yellow	XA2EVQ8LC	280	

Please contact Customer Care Center for Stockable and Non stockable status of references.

NORMAL STOCK ITEMS

W.E.F. January 17<sup>th</sup>, 2024

**Pushbuttons**

Description	Contacts	Color	Reference	Unit MRP [₹]
<b>Pushbuttons plastic circular bezel - complete, spring return</b>				
Flush unmarked	1 NO	White	XB5AA11N	192
Flush unmarked	1 NO	Black	XB5AA21N	180
Flush unmarked	1 NO	Green	XB5AA31N	180
Flush unmarked	1 NO	Yellow	XB5AA51N	180
Flush unmarked	1 NO	Blue	XB5AA61N	180
Flush unmarked	1 NC	Red	XB5AA42N	180
Flush unmarked	1 NO	Red	XB5AA41N	180
Projecting	1 NC	Red	XB5AL42N	219
Double headed Pushbutton	1 NO + 1 NC	Green	XB5AL845N	1272
Flush with silicon transparent boot	1 NO	Green	XB5AP31N	275

**Illuminated Pushbuttons**

Description	Contacts	Color	Reference	Unit MRP [₹]
<b>Illuminated Pushbuttons plastic circular bezel - complete, Clear Lens</b>				
Flush Integral LED 24V AC/DC	1 NO	White	XB5AW31B1N	528
Flush Integral LED 24V AC/DC	1 NO	Green	XB5AW33B1N	528
Flush Integral LED 24V AC/DC	1 NC	Red	XB5AW34B2N	528
Flush Integral LED 24V AC/DC	1 NO	Yellow	XB5AW35B1N	528
Flush Integral LED 24V AC/DC	1 NO	Amber	XB5AW38B1N	590
Flush Integral LED 24V AC/DC	1 NO	Blue	XB5AW36B1N	1020
Flush Integral LED 110V AC	1 NO	Green	XB5AW33G1N	642
Flush Integral LED 110V AC	1 NC	Red	XB5AW34G2N	642
Flush Integral LED 230V AC	1 NO	White	XB5AW31M1N	601
Flush Integral LED 230V AC	1 NO	Green	XB5AW33M1N	528
Flush Integral LED 230V AC	1 NC	Red	XB5AW34M2N	528
Flush Integral LED 230V AC	1 NO	Yellow	XB5AW35M1N	528
Flush Integral LED 230V AC	1 NO	Amber	XB5AW38M1N	590
Flush Integral LED 230V AC	1 NO	Blue	XB5AW36M1N	1020

\* Clear type illuminated Push buttons are provided with striated lens.

**Pilot Lights**

Description	Supply Voltage V	Color	Reference	Unit MRP [₹]
<b>With smooth lens (except clear colour)</b>				
Direct Integral LED	24V AC/DC	White	XB7EV01BPN	293
Direct Integral LED	24V AC/DC	Green	XB7EV03BPN	272
Direct Integral LED	24V AC/DC	Red	XB7EV04BPN	272
Direct Integral LED	24V AC/DC	Yellow	XB7EV05BPN	272
Direct Integral LED	24V AC/DC	Amber	XB7EV08BPN	272
Direct Integral LED	24V AC/DC	Blue	XB7EV06BPN	558
Direct Integral LED	120V AC	White	XB7EV01GPN	326
Direct Integral LED	120V AC	Green	XB7EV03GPN	272
Direct Integral LED	120V AC	Red	XB7EV04GPN	272
Direct Integral LED	120V AC	Yellow	XB7EV05GPN	272
Direct Integral LED	120V AC	Amber	XB7EV08GPN	272
Direct Integral LED	120V AC	Blue	XB7EV06GPN	272
Direct Integral LED	230V AC	White	XB7EV01MPN	293
Direct Integral LED	230V AC	Green	XB7EV03MPN	272
Direct Integral LED	230V AC	Red	XB7EV04MPN	272
Direct Integral LED	230V AC	Yellow	XB7EV05MPN	272
Direct Integral LED	230V AC	Amber	XB7EV08MPN	272
Direct Integral LED	230V AC	Blue	XB7EV06MPN	558

\* Clear type pilot lights are provided with striated lens.

Please contact Customer Care Center for Stockable and Non stockable status of references.

NORMAL STOCK ITEMS

W.E.F. January 17<sup>th</sup>, 2024

**Biometric Switches**

Description	Reference	Unit MRP [₹]
Bistable biometric switch, 24 V DC - PNP - by 2m cable	XB5S1B2L2	40275
Bistable biometric switch, 24 V DC - PNP - by M12 connector	XB5S1B2M12	42491
Monostable biometric switch, 24 V DC - PNP - by 2m cable	XB5S2B2L2	40803
Monostable biometric switch, 24 V DC - PNP - by M12 connector	XB5S2B2M12	42360

**Accessories**

Description	Reference	Unit MRP [₹]
Diameter 22 mm nut	ZB5SZ71	444

**Selector Switch**

Description	Type	Contacts	Color	Reference	Unit MRP [₹]
<b>Selector Switch-Complete( Non-Illuminated)</b>					
Standard Handle	2 Position stay put	1 NO	Black	XB5AD21N	444
	2 Position spring return, right to left	1 NO	Black	XB5AD41N	705
	3 Position stay put	2 NO	Black	XB5AD33N	484
	3 Position spring return to center	2 NO	Black	XB5AD53N	515
	3 Position spring return, left to center	2 NO	Black	XB5AD73N	601
	3 Position spring return, right to center	2 NO	Black	XB5AD83N	615
Long Handle	2 Position stay put	1 NO	Black	XB5AJ21N	499
	3 Position stay put	2 NO	Black	XB5AJ33N	533
	3 Spring return to center	2 NO	Black	XB5AJ53N	519
Key Switch	2 Position stay put L- Key release	1 NO	Black	XB5AG21N	679
	2 Position stay put R-L Key release	1 NO	Black	XB5AG41N	724
	2 Position spring return, right to left, L	1 NO	Black	XB5AG61N	1286
	3 Position stay put, All pos Key release	2 NO	Black	XB5AG03N	576
	3 Position stay put, Center Key release	2 NO	Black	XB5AG33N	795
	3 Position stay put, R-L Key release	2 NO	Black	XB5AG53N	804

Description	Supply Voltage	Contacts	Color	Reference	Unit MRP [₹]
<b>Illuminated Selector Switch-Complete</b>					
2 Position Stay put	24 VAC/ DC	1 NO	White	XB5AK121B1N	976
	24 VAC/ DC	1 NO	Green	XB5AK123B1N	761
	24 VAC/ DC	1 NC	Red	XB5AK124B2N	761
	24 VAC/ DC	1 NO	Yellow	XB5AK125B1N	761
2 Position Spring Return	24 VAC/ DC	1 NO	Green	XB5AK143B1N	1482
2 Position Stay put	230V AC	1 NO	White	XB5AK121M1N	976
	230V AC	1 NO	Green	XB5AK123M1N	761
	230V AC	1 NC	Red	XB5AK124M2N	761
	230V AC	1 NO	Yellow	XB5AK125M1N	845
2 Position Spring Return	230V AC	1 NC	Red	XB5AK144M2N	1943
3 Position Stay put	24 VAC/ DC	2 NO	Green	XB5AK133B3N	796
	24 VAC/ DC	1 NO+1 NC	Red	XB5AK134B5N	885
3 Position Spring Return	24 VAC/ DC	2 NO	White	XB5AK151B3N	963
	24 VAC/ DC	2 NO	Green	XB5AK153B3N	797
	24 VAC/ DC	1 NO+1 NC	Red	XB5AK154B5N	1292
	24 VAC/ DC	2 NO	Yellow	XB5AK155B3N	1292
3 Position Stay put	230 VAC	2 NO	Green	XB5AK133M3N	796
	230 VAC	1 NO+1 NC	Red	XB5AK134M5N	885
	230 VAC	2 NO	Yellow	XB5AK135M3N	929
3 Position Spring Return	230 VAC	2 NO	White	XB5AK151M3N	866
	230 VAC	2 NO	Green	XB5AK153M3N	797
	230 VAC	2 NO	Yellow	XB5AK155M3N	1292

Please contact Customer Care Center for Stockable and Non stockable status of references.

NORMAL STOCK ITEMS

W.E.F. January 17<sup>th</sup>, 2024

**Mushhead Pushbutton**

Description	Dia of Head	Type of Contact	Colour	Reference	Unit MRP [₹]
<b>Mushroom Head Pushbuttons</b>					
Spring return	40	1 NO	Black	XB5AC21N	373
	40	1 NO	Green	XB5AC31N	349
	40	1 NC	Red	XB5AC42N	349
	60	1 NO	Green	XB5AR31N	485
<b>Emergency Switching Off Mushroom Head push button</b>					
Turn to release	30	1 NC	Red	XB5AS442N	342
Turn to release	40	1 NC	Red	XB5AS542N	342
Key release (n°155)	40	1 NC	Red	XB5AS142N	624
Trigger action Turn to release	40	1 NO+ 1 NC	Red	XB5AS8445N	804
Trigger action key to release	40	1 NO+ 1 NC	Red	XB5AS9445N	796

**Illuminated Pushbutton with yellow LED**

Description	Supply Voltage	Type of Contact	Color	Reference	Unit MRP [₹]
<b>Double Headed Pushbuttons (Spring return)</b>					
1 flush push (marked "I") 1 pilot light 1 projecting push (marked "O")	24V AC/DC	NO+NC	Green+Red	XB5AW84B5N	1261
	230V AC	NO+NC	Green+Red	XB5AW84M5N	1261
<b>Illuminated Emergency Switching Off Pushbutton ( Mushroom head)</b>					
Turn to release	24V AC/DC	NC	Red	XB5AW74B2N	1086
	230V AC	NC	Red	XB5AW74M2N	1155

**Accessories**

Description	Marking on Yellow background	Color	Reference	Unit MRP [₹]
<b>Double Headed Pushbuttons (Spring return)</b>				
Circular Legends for Emergency stop function	Emergency Stop	Yellow	ZBY9330N	135

Description	Contact Type	Reference	Unit MRP [₹]
<b>Contact blocks with screw clamp terminal connections</b>			
Single contact block	1 NO	ZBE101N	106
Single contact block	1 NC	ZBE102N	106

Description	Reference	Unit MRP [₹]
<b>Contact blocks with screw clamp terminal connections</b>		
Boot for cylindrical flush PB	ZBPAN	73

Please contact Customer Care Center for Stockable and Non stockable status of references.

NORMAL STOCK ITEMS

W.E.F. January 17<sup>th</sup>, 2024





# Easy Harmony XB2

Just enough robust switch with added strength

Reliable, flexible and just enough



Easy Harmony XB2 Ø 22 mm metal modular push buttons and switches, are the basic products perfectly suited to meet majority of installation requirements, with metal features for added strength.

Designed for robust applications without compromising on ease of use, safety, flexibility and availability. Providing just enough and a little more.

### Target Segments

Consumer packaging, material working, textile machine, printing, hoisting, process control, lift and elevator.



## Ø 22 mm metal modular push buttons and switches

### Fit for purpose

- Designed to be used in numerous control and signaling applications
- Easy selection of the key functions for standard applications
- Diameter Ø 22 mm for standard OEM and panel-builder applications

### Robustness

- Metal bezels with metal fixing collars for impact endurance
- Excellent resistance to mechanical shocks and vibrations
- Metal screws for secure fix and grounding contact to the panel
- Conforming to CE, CCC and RoHS
- Tested and certified performance
- IP65
- Supports an operating temperature range from -25°C to +70°C

### Easiness

- Simple installation with screwdriver
- Flexibility with sub-assemblies for easy mix and match of functionalities
- Simple modular design facilitates post installation servicing, modification and adaptation of machines by non-specialists
- Anti-loosening system for screw clamp terminals of contact blocks

### Availability

- Supported by the service of Schneider Electric, a worldwide leader in automation and control
- Wide availability via an extensive distribution network

Type of functions	Contact functions				Contact and signaling functions	Signaling functions
Type of products	Pushbuttons	Emergency switching off and emergency stop pushbuttons	Selector and key switches	Special functions	Illuminated pushbuttons	Pilot lights
Description of range	Pushbuttons, spring return: flush push, mushroom head, projecting or booted	Emergency switching off and stop pushbuttons: turn to release and push-pull	Selector switches, 2- or 3-position standard or long handle or key switches	Joystick and buzzer	Illuminated pushbuttons with integral LED, spring return: flush push or projecting	Pilot lights with integral LED
Type references	XB2BA..C/ BC..C/ BL..C/ BP..C/BR..C (Complete) ZB2BA.C/ BC.C/BL.C/ BPC/ BR.C (Head)	XB2BS...C/ BT..C (Complete) ZB2BS..C/ BTC (Head)	XB2BD..C/ BJ..C/ BG..C (Complete) ZB2BD.C/ BJ.C/ BG.C (Head)	XD2PA.. CR (Joystick) XB2BS...C (Buzzer)	XB2BW3..1C (Complete) ZB2BW..C (Head)	XA2EV..LC

Please contact Customer Care Center for Stockable and Non stockable status of references.

NORMAL STOCK ITEMS

W.E.F. January 17<sup>th</sup>, 2024

## Push Button Complete unit

Description	Contacts	Color	Reference	Unit MRP [₹]
<b>Spring Return type</b>				
Flush unmarked	1 NO	White	XB2BA11C	On Request
Flush unmarked	1 NO	Black	XB2BA21C	On Request
Flush unmarked	1 NO	Green	XB2BA31C	On Request
Flush unmarked	1 NC	Red	XB2BA42C	On Request
Flush unmarked	1 NO	Yellow	XB2BA51C	On Request
Flush unmarked	1 NO	Blue	XB2BA61C	On Request
With Marking "I"	1 NO	Green	XB2BA3311C	On Request
With Marking	1 NO	Black	XB2BA3351C	On Request
With Marking	1 NO	white	XB2BA3341C	On Request
With Marking "O"	1 NC	Red	XB2BA3322C	On Request
<b>Spring Return type with Projecting push</b>				
	1 NO	Green	XB2BL31C	On Request
	1 NC	Red	XB2BL42C	On Request
<b>Spring Return , Booted Pushbutton</b>				
	1 NO	Black	XB2BP21C	On Request
	1 NO	Green	XB2BP31C	On Request
	1 NC	Red	XB2BP42C	On Request
<b>Spring Return , Mushroom Head Pushbutton</b>				
40 mm	1 NO	Black	XB2BC21C	On Request
40 mm	1 NO	Green	XB2BC31C	On Request
40 mm	1 NO	Yellow	XB2BC51C	On Request
40 mm	1 NC	Red	XB2BC42C	On Request
60 mm	1 NO	Black	XB2BR21C	On Request

## Emergency Switching Off PushButton

Description	Contacts	Color	Reference	Unit MRP [₹]
<b>Mushroom Push button Head</b>				
40 mm Push Pull	1 NC	Red	XB2BT42C	On Request
30 mm Turn to release	1 NC	Red	XB2BS442C	On Request
40 mm Turn to release	1 NC	Red	XB2BS542C	On Request
60 mm Turn to release	1 NC	Red	XB2BS642C	On Request

## Emergency Stop Pushbutton

Description	Contacts	Color	Reference	Unit MRP [₹]
<b>Mushroom Push button Head ( complaint with IEC60947-5-5)</b>				
40 mm Push Pull	1 NC	Red	XB2BT842C	On Request
40 mm Turn to Release	1 NC	Red	XB2BS8442C	On Request

Description	Contacts	Color	Reference	Unit MRP [₹]
<b>Spring Return Illuminated Pushbutton</b>				
24 V AC/DC with integral LED	1 NO	White	XB2BW31B1C	On Request
	1 NO	Green	XB2BW33B1C	On Request
	1 NO	Red	XB2BW34B1C	On Request
	1 NO	Orange	XB2BW35B1C	On Request
	1 NO	Blue	XB2BW36B1C	On Request
220-230 V AC with integral LED	1 NO	White	XB2BW31M1C	On Request
	1 NO	Green	XB2BW33M1C	On Request
	1 NO	Red	XB2BW34M1C	On Request
	1 NO	Yellow	XB2BW35M1C	On Request
	1 NO	Blue	XB2BW36M1C	On Request

## Selector Switch

Description	Contacts	Color	Reference	Unit MRP [₹]
<b>Spring Return type</b>				
2 Position stay put	1 NO	Black	XB2BD21C	On Request
2 Position stay put	1 NO + 1 NC	Black	XB2BD25C	On Request
2 Position spring return, right to left	1 NO	Black	XB2BD41C	On Request
2 Position spring return, right to left	1 NO + 1 NC	Black	XB2BD45C	On Request
3 Position stay put	2 NO	Black	XB2BD33C	On Request
3 Position spring return to center	2 NO	Black	XB2BD53C	On Request
3 Position spring return, left to center	2 NO	Black	XB2BD73C	On Request
<b>With Long Handle</b>				
2 Position stay put	1 NO	Black	XB2BJ21C	On Request
2 Position stay put	1 NO + 1 NC	Black	XB2BJ25C	On Request
3 Position Stay put	2 NO	Black	XB2BJ33C	On Request
3 position Spring return from 2 side	2 NO	Black	XB2BJ53C	On Request
<b>With Key Switch</b>				
2 Position stay put, 1 side pull out	1 NO	Black	XB2BG21C	On Request
2 Position stay put, 2 side pull out	1 NO	Black	XB2BG41C	On Request
2 Position spring return, Right to left , 1 side pull out	1 NO	Black	XB2BG61C	On Request
3 Position stay put, middle pull out	2 NO	Black	XB2BG33C	On Request
3 Position stay out , 2 side pull out	2 NO	Black	XB2BG53C	On Request
3 Position stay out , 3 side pull out	2 NO	Black	XB2BG03C	On Request

## Body Assemblies

Description	Contact type	Reference	Unit MRP [₹]
<b>Body assemblies with contact block</b>			
	1 NO	ZB2BZ101C	116
	1 NC	ZB2BZ101C	116
	2 NO	ZB2BZ103C	231
	2 NC	ZB2BZ104C	231
	1 NO + 1 NC	ZB2BZ105C	231
<b>Contact block</b>			
	1 NO	ZB2BE101C	103
	1 NC	ZB2BE102C	103

Please contact Customer Care Center for Stockable and Non stockable status of references.

NORMAL STOCK ITEMS

W.E.F. January 17<sup>th</sup>, 2024

**Universal Light Blocks for LED Pilot light**

Descriptions	Supply Voltage	Colour	Reference	Unit MRP [₹]
For XAL Metal Enclosures	24V AC/DC	White	ZALVB1	740
For XAL Metal Enclosures	220V AC	White	ZALVM1	2278
For XB5/XB4 references without end with "N"	24V AC/DC	White	ZBVB1	635
For XB5/XB4 references without end with "N"	120V AC	White	ZBVG1	1417
For XB5/XB4 references without end with "N"	220V AC	White	ZBVM1	1450

**XAL - Empty enclosures for XB5 and XB4 Push button and Pilot light**

Description	No of Cut out	Color of Enclosure	Reference	Unit MRP [₹]
For normal environment Light grey base IP65	1	Dark grey	XALD01	751
For normal environment Light grey base IP65	2	Dark grey	XALD02	931
For normal environment Light grey base IP65	3	Dark grey	XALD03	1155
For normal environment Light grey base IP65	4	Dark grey	XALD04	1579
For normal environment Light grey base IP65	5	Dark grey	XALD05	2060
For normal environment Light grey base IP65	1	Yellow	XALK01	863
For normal environment Light Grey base IP54	2	Light Grey	XALE2	619
For normal environment Light Grey base IP54	3	Light Grey	XALE3	755

**XAL – Empty enclosures for use with XB2 (ZB2\*)**

Description	No of Cut out	Color of Enclosure	Reference	Unit MRP [₹]
Plastic empty control station ( light grey cover )	1	Dark Grey base	XALB01C	On Request
Plastic empty control station (for mounting XB2BS542C) - yellow cover	1	Dark Grey base	XALB01YC	On Request
Plastic empty control station ( light grey cover )	2	Dark Grey base	XALB02C	On Request
Plastic empty control station ( light grey cover )	3	Dark Grey base	XALB03C	On Request
Plastic control station with 1 Emergency stop push button - ( yellow cover )	1	Dark Grey base	XALJ01C	On Request

**ZEN - Contact block for mounting on Metal plate at back of enclosure**

Description	Contacts Type and Composition	Reference	Unit MRP [₹]
Standard single	1 NO	ZENL1111 <input checked="" type="checkbox"/>	428
Contact block	1 NC	ZENL1121 <input checked="" type="checkbox"/>	428



**Buzzers from XB2 Series**

Description	Reference	Unit MRP [₹]
Red illuminated buzzer DC/AC24V	XB2BSB4LC	On Request
Red illuminated buzzer AC220V	XB2BSM4LC	On Request
Buzzer 24V AC/DC	XB2BSBC	On Request
Buzzer 220V AC	XB2BSMC	On Request

Please contact Customer Care Center for Stockable and Non stockable status of references.

NORMAL STOCK ITEMS

W.E.F. January 17<sup>th</sup>, 2024

## XVB-C Illuminated Lens Units

Description	Color	Reference	Unit MRP [₹]
Lens unit - steady light - 250 V 10 W	Green	XVBC33	3095
	Red	XVBC34	3155
	Orange	XVBC35	3155
	Blue	XVBC36	3095
	Clear	XVBC37	3096
Lens unit - flashing light - 24..48 V DC 24 V AC	Yellow	XVBC38	3095
	Red	XVBC4B4	8400
Lens unit - flashing light - 48..230 V AC	Red	XVBC4M4	8833
	Orange	XVBC4M5	8810
Lens unit - steady light - 24 V AC DC	Green	XVBC2B3	6811
	Red	XVBC2B4	6811
	Orange	XVBC2B5	6811
	Blue	XVBC2B6	8785
	Clear	XVBC2B7	8785
	Yellow	XVBC2B8	6805
	Green	XVBC2G3	6675
	Red	XVBC2G4	6680
Lens unit - steady light - 120 V AC	Orange	XVBC2G5	6943
	Blue	XVBC2G6	8416
	Yellow	XVBC2G8	6977
Lens unit - steady light - 230 V AC	Green	XVBC2M3	6680
	Red	XVBC2M4	6680
	Orange	XVBC2M5	6680
	Blue	XVBC2M6	9264
	Yellow	XVBC2M8	7272
Lens unit - flashing light - 24 V AC DC	Green	XVBC5B3	12000
	Red	XVBC5B4	11635
	Orange	XVBC5B5	11753
	Blue	XVBC5B6	14666
	Clear	XVBC5B7	9657
Lens unit - flashing light - 230 V AC	Yellow	XVBC5B8	11568
	Red	XVBC5M4	11531
	Blue	XVBC5M6	14525

## XVB Units

Description	Reference	Unit MRP [₹]
<b>XVB Audible Signalling Unit</b>		
Sound unit - continuous or intermittent buzzer - 75..90 dB - 12..48 V AC DC	XVBC9B	9493
Sound unit - continuous or intermittent buzzer - 75..90 dB - 120..230 V AC	XVBC9M	15958
<b>XVB Base Unit + Cover</b>		
Base unit + cover for bank XVB - without flash discharge tube - black - IP 65	XVBC21	4292
<b>XVB Accessories</b>		
Set of coloured indicator pins - 6 colors - XVB	XVBC22	498
Support tube + fixing base l=400 mm - aluminium black - XVB	XVBZ03	3574
Support tube + fixing base l=80 mm - aluminium black - XVB	XVBZ02	2701
Support tube + fixing base l=800 mm - aluminium black - XVB	XVBZ04	5320
<b>XVB Incandescent Bulb</b>		
Clear incandescent bulb for signalling - BA 15d - 24 V 10 W	DL1BLB	381
Clear incandescent bulb for signalling - BA 15d - 120 V 10 W	DL1BLG	650
Clear incandescent bulb for signalling - BA 15d - 230 V 10 W	DL1BLM	414

## XVB LED BA 15d Base Fitting

[Us] Rated Supply Voltage	Signalling Colour	Reference	Unit MRP [₹]
24 V AC/DC	White	DL1BDB1	5096
24 V AC/DC	Green	DL1BDB3	4076
24 V AC/DC	Red	DL1BDB4	4076
24 V AC/DC	Blue	DL1BDB6	4623
24 V AC/DC	Yellow-Orange	DL1BDB8	4790
120 V AC	White	DL1BDG1	6138
120 V AC	Yellow-Orange	DL1BDG8	5086

Please contact Customer Care Center for Stockable and Non stockable status of references.

NORMAL STOCK ITEMS

W.E.F. January 17<sup>th</sup>, 2024



- Motor less + LED Flashing
- External Buzzer volume adjustor 70 DB to 90 DB
- Straight & Side wiring- more flexible

## XVR3 Multifunctional LED Beacon NEW

Description	Reference	Unit MRP [₹]
Multi-functional LED Beacon green without buzzer DC/AC 12~24V	XVR3B03	14591
Multi-functional LED Beacon red without buzzer DC/AC 12~24V	XVR3B04	14616
Multi-functional LED Beacon orange without buzzer DC/AC 12~24V	XVR3B05	14368
Multi-functional LED Beacon green without buzzer AC 100~230V	XVR3M03	14321
Multi-functional LED Beacon red without buzzer AC 100~230V	XVR3M04	14104
Multi-functional LED Beacon Orange without buzzer AC 100~230V	XVR3M05	14368
Multi-functional LED Beacon red with buzzer DC/AC 12~24V	XVR3B04S	28756
Multi-functional LED Beacon orange with buzzer DC/AC 12~24V	XVR3B05S	29602
Multi-functional LED Beacon green with buzzer AC 100~230V	XVR3M03S	15890
Multi-functional LED Beacon red with buzzer AC 100~230V	XVR3M04S	13185
Multi-functional LED Beacon orange with buzzer AC 100~230V	XVR3M05S	14154
Multi-functional LED Beacon blue with buzzer AC 100~230V	XVR3M06S	15595

## XVS Sirens

Description	Reference	Unit MRP [₹]
2 tones siren - 106 dB - 12...24V AC/DC - white	XVS10BMW	26493
2 tones siren - 106 dB - 120V AC - white	XVS10GMW	26493
2 tones siren - 106 dB - 230V AC - white	XVS10MMW	26493

## DL1 Incandescent Bulb

Description	Reference	Unit MRP [₹]
Clear incandescent bulb for signalling - ba 15d - 24 v 4 w	DL1BEBS	362
Clear incandescent bulb for signalling - ba 15d - 120 v 7 w	DL1BEG	383
Clear incandescent bulb for signalling - ba 15d - 230 v 5 w	DL1BEMS	393

## XVR Rotating Mirror Beacon

Description	Light Block Colour	Reference	Unit MRP [₹]
Rotating mirror beacon w/o buzzer XVR - Ø 130 - 24 V AC DC	Red	XVR13B04L	16006
Rotating mirror beacon w/o buzzer XVR - Ø 130 - 24 V AC DC	Orange	XVR13B05L	15259
Rotating mirror beacon w/o buzzer XVR - Ø 120 - 24 V AC DC	Blue	XVR12B06	20710
Rotating mirror beacon w/o buzzer XVR - Ø 130 - 120 V AC	Red	XVR13G04L	18914
Rotating mirror beacon w/o buzzer XVR - Ø 130 - 230 V AC	Red	XVR13M04L	20131
Rotating mirror beacon w/o buzzer XVR - Ø 130 - 230 V AC	Orange	XVR13M05L	18743

Please contact Customer Care Center for Stockable and Non stockable status of references.

NORMAL STOCK ITEMS

W.E.F. January 17<sup>th</sup>, 2024



## Tower light vivid in all kinds of ambient

### Easy Harmony XVG Monolithic tower light

When Simple is just enough without compromise in quality.

#### Intuitive clear lens design suitable in bright environment and long distance view

Clear lens design overcome colored lens dull and reflection in bright environment.

From far, can easily differentiate machine status by ON/OFF condition of tower light, even in bright and densed environment.

#### Pre-wired and pre-assembled simplify selection, engineering and inventory management

Easy colored code wire with respect to function ease installation and maintenance work.

#### Simple yet complete signaling applications

From single layer up to 4 layers. From steady to flashing light pattern. 5 types of mounting option. Wide voltage ranges options from 24V AC/DC, 220~240V AC. Answer most of the signaling applications.





## Offer overview

- Single layer to 4 layers. IP23 to IP53 depends on different mounting.
- Buzzer pressure level max 85dB @1m
- 5 type of mounting options
- Red flashing @ 1Hz on single layer, up to 4 colors (R/O/G/B) in steady pattern
- Long lasting LEDs, can operating more than 100K hours, low power consumption
- CE, CCC and EAC certification approval

Voltage	Colors	Light Pattern	Mounting Type	Without Buzzer	Buzzer
24V DC/AC	Red	Steady	100mm pole with L bracket 100mm pole with foldable bracket	XVGB1A XVGB1MA	XVGB1SA XVGB1SMA
		Flashing	100mm pole with L bracket 100mm pole with foldable bracket		XVGB1SFA XVGB1SMFA
220~240V AC		Steady	100mm pole with L bracket 100mm pole with foldable bracket	XVGM1A XVGM1MA	XVGM1SA XVGM1SMA
		Flashing	100mm pole with L bracket 100mm pole with foldable bracket		XVGM1SFA XVGM1SMFA



Voltage	Colors	Light Pattern	Mounting Type	Without Buzzer	Buzzer
24 V DC/AC	2 layers: Red/Green 3 layers: Red/Orange/Green 4 layers: Red/Orange/Green/Blue	Steady	Base Mount Direct Alu tube Alu tube and L-bracket Alu tube and fixing plate Alu tube and foldable bracket	XVGB*W XVGB*T XVGB* XVGB*H XVGB*M	XVGB*SW XVGB*ST XVGB*S XVGB*SH XVGB*SM
220~240V AC	2 layers: Red/Green 3 layers: Red/Orange/Green	Steady	Base Mount Direct Alu tube Alu tube and L-bracket Alu tube and fixing plate Alu tube and foldable bracket	XVGM+W XVGM+T XVGM+ XVGM+H XVGM+M	XVGM+SW XVGM+ST XVGM+S XVGM+SH XVGM+SM



ø Replace \* with 2 to 4 represent 2 to 4 layers for DC models  
ø Replace + with 2 to 3 represent 2 to 3 layers for AC models



Please contact Customer Care Center for Stockable and Non stockable status of references.

NORMAL STOCK ITEMS

W.E.F. January 17<sup>th</sup>, 2024



Tower light, Ø 60 mm, Pre-assembled, PreCabled, Monoethic, Economical Version,  
 XVGB-Series with LED for steady light - 24VDC

Description	References	Unit MRP [₹]
<b>With aluminium tube mounting and L-bracket</b>		
<b>Without Buzzer</b>		
2-Stage Red, Green	XVGB2	3609
3-Stage Red, Amber, Green	XVGB3	4089
4-Stage Red, Amber, Green, Blue	XVGB4	5252
<b>With Buzzer</b>		
2-Stage Red, Green	XVGB2S	4098
3-Stage Red, Amber, Green	XVGB3S	4648
4-Stage Red, Amber, Green, Blue	XVGB4S	4949
With direct aluminium tube mounting		
<b>Without Buzzer</b>		
2-Stage Red, Green	XVGB2T	3719
3-Stage Red, Amber, Green	XVGB3T	4521
<b>With Buzzer</b>		
3-Stage Red, Amber, Green	XVGB3ST	4680
<b>Without Buzzer</b>		
2-Stage Red, Green	XVGB2H	3609
3-Stage Red, Amber, Green	XVGB3H	4132
4-Stage Red, Amber, Green, Blue	XVGB4H	5418
<b>With Buzzer</b>		
2-Stage Red, Green	XVGB2SH	4412
3-Stage Red, Amber, Green	XVGB3SH	4756
4-Stage Red, Amber, Green, Blue	XVGB4SH	5927
<b>With aluminium tube mounting and foldable bracket</b>		
<b>Without Buzzer</b>		
2-Stage Red, Green	XVGB2M	4137
3-Stage Red, Amber, Green	XVGB3M	4523
<b>With Buzzer</b>		
2-Stage Red, Green	XVGB2SM	4486
3-Stage Red, Amber, Green	XVGB3SM	4912
4-Stage Red, Amber, Green, Blue	XVGB4SM	4953
<b>With base mounting - Direct</b>		
<b>Without Buzzer</b>		
2-Stage Red, Green	XVGB2W	3392
3-Stage Red, Amber, Green	XVGB3W	3991
<b>With Buzzer</b>		
2-Stage Red, Green	XVGB2SW	3969
3-Stage Red, Amber, Green	XVGB3SW	4489
4-Stage Red, Amber, Green, Blue	XVGB4SW	5364
<b>XVG-USB Based Towerlights</b>		
Pre-assembled and pre-cabled Multicolor USB tower light 60mm IP42 Direct base mounting	XVGU3SWV	9219
Pre-assembled and pre-cabled Multicolor USB tower light 60mm IP42 With 100 mm aluminium tube mounting	XVGU3SHAV	10554

Please contact Customer Care Center for Stockable and Non stockable status of references.

NORMAL STOCK ITEMS

W.E.F. January 17<sup>th</sup>, 2024

Tower light, Ø 60 mm, Pre-assembled , PreCabled , Monoethic , Economical Version , XVGM-Series with LED for steady light - 220..240 VAC

Description	References	Unit MRP [₹]
<b>With aluminium tube mounting and L-bracket</b>		
<b>Without Buzzer</b>		
2-Stage Red, Green	XVGM2	3815
3-Stage Red, Amber, Green	XVGM3	4317
<b>With Buzzer</b>		
2-Stage Red, Green	XVGM2S	4330
3-Stage Red, Amber, Green	XVGM3S	4912
<b>With direct aluminium tube mounting</b>		
<b>Without Buzzer</b>		
2-Stage Red, Green	XVGM2T	3931
3-Stage Red, Amber, Green	XVGM3T	4783
<b>With Buzzer</b>		
2-Stage Red, Green	XVGM2ST	4818
3-Stage Red, Amber, Green	XVGM3ST	4946
<b>With aluminium tube mounting and fixing plate</b>		
<b>Without Buzzer</b>		
2-Stage Red, Green	XVGM2H	3815
3-Stage Red, Amber, Green	XVGM3H	4363
<b>With Buzzer</b>		
2-Stage Red, Green	XVGM2SH	4666
3-Stage Red, Amber, Green	XVGM3SH	5028
<b>With aluminium tube mounting and foldable bracket</b>		
<b>Without Buzzer</b>		
2-Stage Red, Green	XVGM2M	4374
3-Stage Red, Amber, Green	XVGM3M	4783
<b>With Buzzer</b>		
2-Stage Red, Green	XVGM2SM	4736
3-Stage Red, Amber, Green	XVGM3SM	5191
<b>With Buzzer LED Flashing light</b>		
1-Stage Red	XVGM1SMFA	4363
<b>With base mounting - Direct</b>		
<b>Without Buzzer</b>		
2-Stage Red, Green	XVGM2W	3527
3-Stage Red, Amber, Green	XVGM3W	4200
<b>With Buzzer</b>		
2-Stage Red, Green	XVGM2SW	4200
3-Stage Red, Amber, Green	XVGM3SW	4748

Please contact Customer Care Center for Stockable and Non stockable status of references.

NORMAL STOCK ITEMS

W.E.F. January 17<sup>th</sup>, 2024



## Harmony eXLhoist Wireless Remote Control System

Description	References	Unit MRP [₹]
Remote Control Device (6 motion Pushbutton+1 Aux, pushbutton)	ZART8LS	On Request
Receiver with 10 Relay +2 Safety relay : 48...240 V AC	ZARB10WS	On Request
Receiver with 10 Relay +2 Safety relay : 48...240 V AC (Prewired with 1.5 m cable)	ZARB10WSP	On Request



## Harmony Pocket Remote Wireless Remote Control System

### Transmitter

Description	References	Unit MRP [₹]
3 Single Step Push Buttons	ZART03	On Request
4 Single Step Push Buttons	ZART04	On Request
6 Single Step Push Buttons	ZART06	On Request
8 Single Step Push Buttons	ZART08	On Request
10 Single Step Push Buttons	ZART10	On Request

### Receivert

Description	References	Unit MRP [₹]
5 relays small size receiver pre-wired with 1.5 m of cable	ZARB05WSP	On Request
11 relays small size receiver pre-wired with 1.5 m of cable	ZARB11WSP	On Request

### Accessories

Description	References	Unit MRP [₹]
DIY adhesive label kit for remote transmitter, 66 x 114 mm/2.60 x 4.49 in. for use with ZART03	ZARC603	On Request
DIY adhesive label kit for remote transmitter, 66 x 114 mm/2.60 x 4.49 in. for use with ZART04	ZARC604	On Request
DIY adhesive label kit for remote transmitter, 66 x 114 mm/2.60 x 4.49 in. for use with ZART06	ZARC606	On Request
DIY adhesive label kit for remote transmitter, 66 x 114 mm/2.60 x 4.49 in. for use with ZART08	ZARC608	On Request
DIY adhesive label kit for remote transmitter, 66 x 114 mm/2.60 x 4.49 in. for use with ZART10	ZARC610	On Request
DIY adhesive label kit for remote transmitter, 66 x 114 mm/2.60 x 4.49 in. fort use with ZART03, ZART04, ZART06, ZART08, ZART10	ZARC620	On Request

Please contact Customer Care Center for Stockable and Non stockable status of references.

NORMAL STOCK ITEMS

W.E.F. January 17<sup>th</sup>, 2024

# Control Station

# Pendant Station



- Highly robust pendant control stations
- Conformity with the safety requirements of IEC standards
- 1 or 2 speed up, down, right, and left movements; emergency stop option available
- CE marking , UL/CSA certification
- Complete products IP65
- Double insulated polypropylene casing
- Screw clamp connection

Control station composition	Mechanical interlocking	Contact composition	Reference	Unit MRP [₹]
<b>For Single Hoist Motors</b>				
2 pushbuttons	With mechanical interlocking	1 NO	XACA201	5709
	With mechanical interlocking	1 NC + 1 NO	XACA205	6018
2 booted pushbuttons	With mechanical interlocking	1 NO	XACA211	5765
	With mechanical interlocking	1 NC + 1 NO	XACA215	6569
<b>For Single-Speed Motors</b>				
2 pushbuttons	With mechanical interlocking	1 NO	XACA271	5855
	With mechanical interlocking	1 NC + 1 NO	XACA281	6591
4 pushbuttons	With mechanical interlocking Between pairs	1 NO	XACA471	7464
	With mechanical interlocking Between pairs	1 NC + 1 NO	XACA481	8475
6 pushbuttons	With mechanical interlocking Between pairs	1 NO	XACA671	8724
	With mechanical interlocking Between pairs	1 NC + 1 NO	XACA681	10771
8 pushbuttons	With mechanical interlocking Between pairs	1 NO (for 7 operators) 1 NO (for 8 operators)	XACA871	10219
	With mechanical interlocking Between pairs		XACA881	12780

## Joystick Controllers

Description	Legend plate without text	Legend plate Price	Reference	Unit MRP [₹]
<b>XD2-P (One Step in Each Position) Dia. 22mm</b>				
2-Direction Stay-Put	ZD2-GY2201	103	XD2PA12	6507
2-Direction Spring Return to Zero	ZD2-GY2201	103	XD2PA22	6024
4-Direction Stay-Put	ZD2-GY4201	123	XD2PA14	7442
4-Direction Spring Return to Zero	ZD2-GY4201	123	XD2PA24	7560
<b>XD2-G (Two steps in each position) Dia. 22mm</b>				
2 - Direction (2 notches with spring return to zero)	ZD2-GY5201	139	XD2GA8241	14445
4-Direction spring (2 notches with spring return to zero)	ZD2-GY6201	146	XD2GA8441	19057

## Foot Switch

Contacts Type and Composition	Reference	Unit MRP [₹]
Insulated Enclosure 1 NC + 1 NO	XPEA110	6016

Please contact Customer Care Center for Stockable and Non stockable status of references.

NORMAL STOCK ITEMS

W.E.F. January 17<sup>th</sup>, 2024



## Upgrade to Harmony XAPD/K for a modern and optimal design



### Better integration in machines and modern aesthetic

New XAPD color follows the industrial standard for enclosures and machines (RAL7035).

### Allow any type of XB4/XB5 functions, including E-stops with legend plate

Increase legend holders usage (our 2 sizes can be used in both vertical and horizontal direction). Our new flush XB4F/XB5F are also compatible. No change on external dimensions.

### Easy to select range with rationalized number of references

Substitution table available on this document.

[se.com/in](https://se.com/in)

## Discontinued

## Available



XAPD\*6\* + ZB4FBZ014



### 1. Optimized features and performances



XAPM\* = Pg  
XAPM\*H29 = ISO metric



XAPD\* = ISO metric



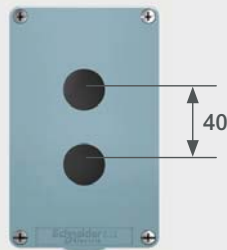
XAPG = Pg & 3/4 NPT




XAPG\* = 3/4 NPT



### 2. Compatible with our complete offer of products and accessories



### 3. Friendly customization with configurable legend panels



Please contact Customer Care Center for Stockable and Non stockable status of references.

NORMAL STOCK ITEMS

W.E.F. January 17<sup>th</sup>, 2024

# Substitution table

Existing references	Substitution
XAPJ11 XAPJ11H29	XAPK11
XAPJ1201 XAPJ1201H29	XAPK1201
XAPJ14 XAPJ14H29	XAPK14
XAPJ1501 XAPJ1501H29	XAPK1501
XAPM11 XAPM11H29	XAPD11
XAPM1201 XAPM1201H2 XAPM1201H29 XAPM1201H6 XAPM1201H7	XAPD1201
XAPM1202 XAPM1202H2 XAPM1202H29	XAPD1202
XAPM14 XAPM14H2 XAPM14H29	XAPD14
XAPM1501 XAPM1501H2 XAPM1501H29	XAPD1501
XAPM1502 XAPM1502H2 XAPM1502H29	XAPD1502
XAPM1601 XAPM1601H2 XAPM1601H29	XAPD1601
XAPM21 XAPM21H29	XAPD21
XAPM2202 XAPM2202H2 XAPM2202H29	XAPD2202
XAPM2203 XAPM2203H2 XAPM2203H29	XAPD2203
XAPM2204 XAPM2204H2 XAPM2204H29	XAPD2204

Existing references	Substitution
XAPM24 XAPM24H29	XAPD24
XAPM2502 XAPM2502H2 XAPM2502H29	XAPD2502
XAPM2503 XAPM2503H2 XAPM2503H29	XAPD2503
XAPM2504 XAPM2504H29	XAPD2504
XAPM2602 XAPM2602H2 XAPM2602H29	XAPD2602
XAPM31 XAPM31H29	XAPD31
XAPM3203 XAPM3203H2 XAPM3203H29 XAPM3203H6	XAPD3203
XAPM3204 XAPM3204H2 XAPM3204H29 XAPM3204H6	XAPD3204
XAPM3206 XAPM3206H2 XAPM3206H29	XAPD3206
XAPM34 XAPM34H2 XAPM34H29	XAPD34
XAPM3503 XAPM3503H2 XAPM3503H29	XAPD3503
XAPM3504 XAPM3504H2 XAPM3504H29	XAPD3504
XAPM3506 XAPM3506H2 XAPM3506H29	XAPD3506
XAPM3603 XAPM3603H2 XAPM3603H29	XAPD3603

Please contact Customer Care Center for Stockable and Non stockable status of references.

NORMAL STOCK ITEMS

W.E.F. January 17<sup>th</sup>, 2024

# Substitution table

Existing references	Substitution
XAPM44 XAPM44H2 XAPM44H29	XAPD44
XAPM4504 XAPM4504H2	XAPD4504
XAPM4505	XAPD4505
XAPM4506 XAPM4506H2 XAPM4506H29	XAPD4506
XAPM4508 XAPM4508H2 XAPM4508H29	XAPD4508
XAPM4604 XAPM4604H2 XAPM4604H29	XAPD4604
XAPM54 XAPM54H29	XAPD54
XAPM5508 XAPM5508H29	XAPD5508
XAPM5512	XAPD5510
XAPM5512H29	XAPD5512
XAPM5606 XAPM5606H29	XAPD5606
XAPH1201 XAPH1201H29	XAPK1201
XAPH1501	XAPK1501
XAPH1601	XAPK1601

Existing references	Substitution
XAPG11	XAPD11
XAPG1201	XAPD1201
XAPG1202	XAPD1202
XAPG14	XAPD14
XAPG1501	XAPD1501
XAPG1502	XAPD1502
XAPG1601	XAPD1601
XAPG2202	XAPD2202
XAPG2203	XAPD2203
XAPG24	XAPD24
XAPG2502	XAPD2502
XAPG2504	XAPD2504
XAPG31	XAPD31
XAPG3203	XAPD3203
XAPG34	XAPD34
XAPG3503	XAPD3503
XAPG3504	XAPD3504
XAPG3506	XAPD3506
XAPG3603	XAPD3603
XAPG3802	XAPD2602
XAPG44	XAPD44
XAPG4506	XAPD4506
XAPG4508	XAPD4508
XAPG4604	XAPD4604

Please contact Customer Care Center for Stockable and Non stockable status of references.

NORMAL STOCK ITEMS

W.E.F. January 17<sup>th</sup>, 2024



## XAP Metal

Description	Dimension wxhxd (mm)	Cable Gland type ISO standard	Number of Cut outs	Number of rows		Reference	Unit MRP [₹]
				Vertical	Horizontal		
<b>Die-cast metal enclosures XAPD (grey "RAL 7035" lid and base)</b>							
Zinc Alloy (usable depth 49mm)	80x80x51.5	M20	1	1	1	XAPD1201	On Request
	80x80x51.5	M20	2	2	0	XAPD1202	On Request
	80x130x51.5	M20	2	1	2	XAPD2202	On Request
	80x130x51.5	M20	3	1	3	XAPD2203	On Request
	80x130x51.5	M20	4	2	2	XAPD2204	On Request
	80x175x51.5	M20	3	1	3	XAPD3203	On Request
	80x175x51.5	M20	4	1	4	XAPD3204	On Request
	80x175x51.5	M20	6	2	3	XAPD3206	On Request
Zinc Alloy (usable depth 74.5mm)	80x80x77	M20	1	1	1	XAPD1501	On Request
	80x80x77	M20	2	2	1	XAPD1502	On Request
	80x130x77	M20	2	1	2	XAPD2502	On Request
	80x130x77	M20	3	1	3	XAPD2503	On Request
	80x130x77	M20	4	2	2	XAPD2504	On Request
	80x175x77	M20	3	1	3	XAPD3503	On Request
	80x175x77	M20	4	1	4	XAPD3504	On Request
	80x220x77	M20	4	1	3	XAPD4504	On Request
	80x220x77	M20	5	1	4	XAPD4505	On Request
	80x220x77	M20	6	1	5	XAPD4506	On Request
80x220x77	M20	8	2	4	XAPD4508	On Request	
<b>Die-cast Metal enclosure XAPK ( Yellow "RAL 1003" lid and base)</b>							
Zinc Alloy( usable depth 49 mm)	80x80x5.5	M20	1	1	1	XAPK1201	On Request
Zinc Alloy(usable depth 74.5 mm)	80x80x77	M20	1	1	1	XAPK1501	On Request

Please contact Customer Care Center for Stockable and Non stockable status of references.

NORMAL STOCK ITEMS

W.E.F. January 17<sup>th</sup>, 2024



# Human Machine Interfaces Product Line-up Guide

Harmony Panels and Industrial PCs

[se.com/in](https://se.com/in)

# Basic HMI panels for simple machines

## Harmony ST6 — High-resolution and cost-efficient basic HMI



Harmony STM6: W4", W7"  
Harmony ST6/STW6: W4", W7", W10", W12", W15"



Modular Harmony STM6



Modular HMI Gateway Box



Edge Box HMI



### Supporting Software



EcoStruxure Operator Terminal Expert



EcoStruxure Machine SCADA Expert



HTML 5

- Cost-effective with good quality
- Fits into Schneider EcoStruxure Architecture
- Superior high-resolution screen with 16M colors
- Powered by new-generation software "EcoStruxure Operator Terminal Expert" for high-quality graphics and stylish design
- Tool-free mounting with newly-designed mounting fastener, no need for screwdriver
- 2x Ethernet with Dual IP, end-to-end Cybersecurity
- Modular HMI version with push button 22 mm/0.866 in. mounting system
- Web HMI version with embedded browser (instead of HMI software) for visualizing HTML5 servers on industrial devices
- Remote visualization using Web Viewer feature
- Faceless HMI version with STM6 Gateway Box and Web Viewer feature for applications that do not need a full time operator screen
- Supports Cloud Services on Edge Box HMI (HMISTM6BOXIOT) due to the power of EcoStruxure Machine SCADA Expert software

## Harmony STO7 — Compact color HMI



### Supporting Software



Harmony STO7: W4.3"



EcoStruxure Operator Terminal Expert

- TFT color screen with 480 x 272 pixels
- Removable logo stickers
- Larger screen with full-size ratio in the 4.3" class
- 3 versions for various communication types

## Harmony GTO — Standard HMI



### Supporting Software



Harmony GTO: 3.5", 5.7", W7", 7", 10", 12"



Vijeo Designer

- Excellent brightness with TFT 65K colors
- Stainless steel panel for food and beverage applications
- Standard front and IP65 degree of protection
- Extended Temperature - up to 55 °C/131 °F
- Easy to install and sustainable offer
- Full range of international certifications
- No logo and full conformal coating versions available

## Harmony STU — Cut-out free HMI



### Supporting Software



Harmony STU: 3.5", 5.7"




Vijeo Designer

- Compact for space saving
- Innovative tool-free mounting via 22.5 mm/0.885 in. hole
- Ethernet port RJ45 10BASE-T/100BASE-TX
- Separately mounted via 3 m or 5 m cable with mounting adapter
- Modular design for easy maintenance

## Harmony SCU — Cut-out free HMI controller



### Supporting Software



Harmony SCU: 3.5", 5.7"



EcoStruxure Machine Expert

- Optimum all-in-one combination for HMI and Control
- Innovative tool-free mounting via 22.5 mm/0.885 in. hole
- Reduce machine assembly time and cost
- Space saving
- Embedded CANopen port for field networking
- Modular design for easy maintenance

## Harmony ST6 — High-resolution and cost-efficient basic HMI



Harmony ST6 HMI panels range in sizes from 4" to 15" wide combining the exceptional quality of good graphics and stylish design. They are available in basic, modular, web and Edge Box. The ST6 and STM6 panels offer an improved user operation experience through an intuitive design powered by EcoStruxure Operator Terminal Expert software. The STW6 panels have a pre-installed browser that provides a ready-to-use agnostic terminal allowing all devices to be visualized within an HTML5 server. The Edge Box HMI, thanks to the power of EcoStruxure™ Machine SCADA Expert software, provides an affordable Box to get ready for Cloud Services EcoStruxure Machine brings together key technologies for product connectivity and on-premise edge control, and cloud technologies to provide analytics and digital services. EcoStruxure Machine helps you bring more innovation and added value to your customers throughout the entire machine life cycle. The Harmony ST6/STW6/STM6 and the Edge Box HMI versions meet IIoT challenges at the Connected Products level, by providing secure communication, connectivity, and efficiency to the required software and applications at the Edge Control level, thus opening up more business opportunities.

Product Description	Reference	Unit MRP [₹]
4" W basic operator terminal	HMIST6200	On Request
7" W basic operator terminal	HMIST6400	On Request
10" W basic operator terminal	HMIST6500	On Request
12" W basic operator terminal	HMIST6600	On Request
15" W basic operator terminal	HMIST6700	On Request
"4"W basic modular terminal"	HMISTM6200	On Request
"7"W basic modular terminal"	HMISTM6400	On Request
Basic HMI Gateway , STM6	HMISTM6BOX	On Request
"4"W basic Web terminal"	HMISTW6200	On Request
7" W basic Web terminal	HMISTW6400	On Request
10" W basic Web terminal	HMISTW6500	On Request
12" W basic Web terminal	HMISTW6600	On Request
15" W basic Web terminal	HMISTW6700	On Request
Basic HMI Edge Box,STM6	HMISTM6BOXIOT	On Request

## Harmony STO7 - Compact color HMI



- Best-in-class display
- With screen quality based on ppi similar to Harmony GTU, the Harmony STO7●●
- 4.3" color screens support crisp-clear visualization and a high quality display.
- This enables you to create more attractive and distinguished applications for industry.

Product Description	Reference	Unit MRP [₹]
4.3" touch panel screen RS232C	HMISTO705	On Request
4.3" touch panel screen RS232C/485	HMISTO715	On Request
4.3" touch panel screen Ethernet	HMISTO735	On Request
RTC battery set	HMIZSRTC1	On Request

## Harmony STU - Cut-out free HMI



- Harmony STU panels are compact open panels offering greater communication capabilities. The high resolution touch screens, clever mounting system, and HMI software make them ideal for machine manufacturer solutions in industry and infrastructure
- No panel cut-out is required to install a Harmony STU small panel. All you need to do is drill a hole measuring 22 mm in diameter - just like installing a pushbutton. The front module (comprising the screen) is connected to the rear module (comprising the terminals and connectors) via this 22 mm drilled hole

Product Description	Reference	Unit MRP [₹]
Touch Panel Screen 3"5 Color	HMISTU655	On Request
Touch Panel Screen 5"7 Color	HMISTU855	On Request
STU 3in5 without marking on overlay	HMISTU655W	On Request
STU 5in7 without marking on overlay	HMISTU855W	On Request
STU 3in5 front module	HMIS65	On Request
STU 5in7 front module	HMIS85	On Request
STU rear module	HMIS5T	On Request

Please contact Customer Care Center for Stockable and Non stockable status of references.

NORMAL STOCK ITEMS

W.E.F. January 17<sup>th</sup>, 2024


## Harmony GTO - Standard HMI



- Standard and Stainless HMI panels with 3.5" to 12.1" screen.
- Harmony GTO Standard HMI panels feature optimized information and communication technologies, which, depending on the model, include:
- High level of communication (embedded Ethernet, multilink, Web server and FTP,e-mail).
- External storage of data (SD memory card and USB memory stick) for storing production data and backing up applications.
- Management of peripherals: printers, etc.
- These panels offer an excellent level of technical performance designed principally for use by OEM customers.
- The Harmony GTO range has been designed in accordance with numerous standards, certifications and requirements:
  - Standards: EN 61131-2, 61000-6-2 and UL508,
  - Certifications: C-tick, GOST-R, KCC Atex and UL Hazardous location (pending), Marine certifications (pending).
  - Operating temperature: up to 55°C
  - Degree of protection (according to IEC 60529):
    - IP 65 for standard version products
    - IP 67 for standard version products fitted with a cover for harsh environments.
    - IP 66K for "Stainless Steel" version products
- Resistance to high-pressure cleaning (conforming to DIN 40050-9): up to 10 bar for "Stainless Steel" version products.

Product Description	Reference	Unit MRP [₹]
3.5 Color Touch Panel QVGA-TFT	HMIGTO1300	On Request
3.5 Color Touch Panel QVGA-TFT	HMIGTO1310	On Request
5.7 Color Touch Panel QVGA-TFT	HMIGTO2300	On Request
5.7 Color Touch Panel QVGA-TFT	HMIGTO2310	On Request
5.7 Color Touch Panel QVGA Stainless	HMIGTO2315	On Request
7.0 Color Touch Panel WVGA-TFT	HMIGTO3510	On Request
7.5 Color Touch Panel VGA-TFT	HMIGTO4310	On Request
10.4 Color Touch Panel VGA-TFT.	HMIGTO5310	On Request
HMIGTO5310 Coated	HMIGTO5310FC	On Request
HMIGTO5310 coated and logo removed	HMIGTO5310FCW	On Request
HMIGTO5310 logo removed	HMIGTO5310FW	On Request
10.4 Color Touch Panel VGA Stainless	HMIGTO5315	On Request
12.1 Color Touch Panel SVGA-TFT	HMIGTO6310	On Request
HMIGTO6310 Coated	HMIGTO6310FC	On Request
12.1 Color Touch Panel SVGA Stainless	HMIGTO6315	On Request

## Harmony SCU — Cut-out free HMI controller



The ultra-compact range of Harmony SCU HMI controllers are part of Schneider Electric's Flexible Machine Control concept, a key element in MachineStruxure™. The Harmony SCU HMI controllers offer brings together Human Machine Interface and control functions within a single product. This reduces the amount of equipment required and the associated costs throughout the life cycle of the machine. The Harmony SCU integrate, as standard, all their functions. They benefit, in particular, from the same innovation as the Harmony STU panels range: Mounting via a 22 mm diameter hole (pushbutton type) which considerably simplifies installation.

Of modular design, this range comprises:

- 2 complete Harmony SCU products for the control of simple machines, comprising:
  - A 3.5" or 5.7" 65 k color TFT Screen module
  - A Controller module with 16 integrated digital inputs/10 integrated digital outputs
- 2 complete Harmony SCU products for the control of simple processes, comprising:
  - A 3.5" or 5.7" 65 k color TFT Screen module.
  - A Controller module with 8 integrated digital inputs/8 integrated digital outputs and 4 integrated analog inputs/2 integrated analog outputs

Product Description	Reference	Unit MRP [₹]
3.5 Small Controller Panel For Machine	HMISCU6A5	On Request
3.5 Small Controller Panel For Process	HMISCU6B5	On Request
5.7 Small Controller Panel For Machine.	HMISCU8A5	On Request
5.7 Small Controller Panel For Porcess	HMISCU8B5	On Request
Rear Module Small Controller Process	HMISBC	On Request
Rear Module Small Controller Machine	HMISAC	On Request

Please contact Customer Care Center for Stockable and Non stockable status of references.

NORMAL STOCK ITEMS

W.E.F. January 17<sup>th</sup>, 2024

# Advanced HMI panels for performance machines

## Harmony GTU — High performance modular HMI



### Supporting Software



Harmony GTU: W7", 10", W10", 12, W12", 15", W15", W19"



EcoStruxure Operator Terminal Expert



Vijeo Designer

- 8 sizes of high-resolution displays ranging from 7" to 19", either with modern 16:9 or standard 4:3 ratio
- 3 boxes, two with Real Time OS and one with fully open Windows based
- Up to 2 separate Ethernet ports, serial communication ports, and field bus options suiting IoT
- Industrial multi-touch and fully coated offer
- All memory removable for PC-free box replacements
- Wireless LAN enabled display
- Easy to install with integrated mounting fastener and antidrop lock
- Multi-display capability with Open box using DVI interface or multi-display adapter

## Harmony GTUX — eXtreme HMI



### Supporting Software



Harmony GTUX: W7", W12", W15"



Vijeo Designer

- A wide temperature range from -30...+70 °C / -22 ...+158 °F
- Sunlight Readable: High brightness LCD (1000 cd/m<sup>2</sup>), anti-glare surface
- Robustness: UV Protection, conformal coated (fully coated)
- Dust and water proof (IP66F, IP67F and UL50E Type 4X (Outdoor use))
- Environmental standard: Class 1, Div. 2, ATEX/IECEX Zone 2/22
- Variety of interfaces including dual Ethernet ports
- Modular design with stainless front face
- Suitable for industry segments like Oil & gas, Water and Waste Water (WWW) management

## Harmony GK — Keyboard HMI



### Supporting Software



Harmony GK: 5.7", 10.4"



Vijeo Designer

- Fine control inputs even in severe environment
- Touch screen and keypad keys configurable simultaneously or separately
- Highly robust with operating temperatures up to 55 °C / 131 °F, reducing maintenance problems and time

## Harmony GTU — High performance modular HMI



Harmony GTU are universal panels that include smartphone-like interface and Wireless technology. They offer unmatched comfort of use with no compromise on performance and openness.

Product Description	Reference	Unit MRP [₹]
Premium BOX for Universal Panel	HMIG3U	On Request
Standard Box for Universal Panel	HMIG2U	On Request
Open BOX for Universal Panel	HMIG5U2	On Request
Open BOX Universal Panel	HMIG5U22	On Request
7W Touch Advanced Display WVGA	HMIDT351	On Request
10W Touch Advanced Display WXGA	HMIDT551	On Request
10.4 Touch Smart Display SVGA	HMIDT542	On Request
12W Touch Advanced Display WXGA	HMIDT651	On Request
12.1 Touch Smart Display XGA	HMIDT642	On Request
15 Touch Smart Display XGA	HMIDT732	On Request
15W Touch Smart Display FWXGA	HMIDT752	On Request
19W Touch Smart Display FWXGA	HMIDT952	On Request

## Harmony GTUX — eXtreme outdoor HMI panels for harsh outdoor environment



- Harmony GTUX is a modularly designed robust terminal suitable for harsh outdoor environments. Features like high brightness and UV protection to direct sunlight, protection against water and dust, and supporting a wide range of temperatures make it an ideal choice for direct outdoor operation in O&G, WWW, and MMM segments.
- Harmony eXtreme panels can be used in applications like smart energy generation (solar, wind turbine, biomass, hydropower genset, etc.), hoisting, compressor, pumping, and car charging/washing.

Product Description	Reference	Unit MRP [₹]
Extreme BOX	HMIG3X	On Request
7W Touch eXtreme Display WVGA	HMIDT35X	On Request
12W Touch eXtreme Display WXGA	HMIDT65X	On Request
15W Touch eXtreme Display FWXGA	HMIDT75X	On Request
Box Module Fixing Bracket for 7W	HMIZXFIX1	On Request
Box Module Fixing Bracket for 12W & 15W	HMIZXFIX2	On Request

Please contact Customer Care Center for Stockable and Non stockable status of references.

NORMAL STOCK ITEMS

W.E.F. January 17<sup>th</sup>, 2024

## Harmony GK — Keyboard HMI



- Harmony HMI GK graphic terminals share technical characteristics with Harmony GTO to enhance the operator's experience. Ultra-flexible, with two screen sizes (5"7 and 10"4), the Harmony HMI GK can be configured and controlled to precisely match your requirements.
- Designed to operate in severe environments, the Harmony HMI GK offers you optimum control on the keypad, as well as on the touch screen. The latest design is consistent with the Harmony USB keypad (HMIZKB1), ideal for keypad control on small Harmony panels

Product Description	Reference	Unit MRP [₹]
5.7 Keypad Panel QVGA-TFT	HMIGK2310	On Request
10.4 Keypad Panel VGA-TFT	HMIGK5310	On Request

## Easy Harmony ET6

### Harmony ET6 - Essential touchscreen panels for simple machines



- Range from 7" to 15", Easy Harmony ET6 is a robust and cost-effective touch screen panel that provides refined display, quick touch response and Ethernet capability. The Easy Harmony ET6 is designed with the secure development life-cycle (SDL) process and enhanced the Cybersecurity with secure boot and encrypted transfer.
- Target Segments: Packaging, HVAC, Pumping, Metal Working, Pharmacy, and other miscellaneous sectors of activities

Product Description	Reference	Unit MRP [₹]
7"W Easy Touch Panel, Ethernet model	HMIET6400	On Request
10"W Easy Touch Panel, Ethernet model	HMIET6500	On Request
12"W Easy Touch Panel, Ethernet model	HMIET6600	On Request
15"W Easy Touch Panel, Ethernet model	HMIET6700	On Request

Please contact Customer Care Center for Stockable and Non stockable status of references.

NORMAL STOCK ITEMS

W.E.F. January 17<sup>th</sup>, 2024



# Harmony Industrial PCs and Edge Box for line management

## Harmony P6 Industrial PCs - Drive efficiency and productivity at the Edge of EcoStruxure



### Supporting Software



Node-RED



EcoStruxure Operator Terminal Expert

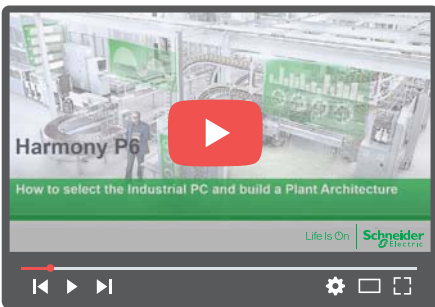


EcoStruxure Machine SCADA Expert



Harmony P6 Modular Box and Modular Display: 12", 15", W10", W12", W15", W19", W22"

- HMIP6 <sup>(1)</sup>
  - Advanced Modular Box PC
    - Intel Core i5 up to 4.1 GHz or Intel Core i7 up to 4.4 GHz or Intel Celeron up to 2.0 GHz, UHD Graphics accelerator
    - 8 to 32 GB or 4 to 16 GB DDR4 RAM, 1x M.2 SSD SATA and 2x 2.5-inch SATA (HDD/SSD) storage slots
    - USB Type A (2x USB 2.0 and 2x USB 3.0), USB Type C (1x USB 3.0), 1x COM RS-232C, 2x RJ45 Ethernet, 1x Display port
    - 2x interface slots and optional extension module for 2x PCI/PCIe slots
    - Default TPM module for encryption
    - RAID HDD with Intel Rapid storage
  - Standard Modular Box PC
    - Intel Core i3 up to 3.9 GHz, UHD Graphics accelerator
    - 8 to 32 GB DDR4 RAM, 1x M.2 SSD SATA and 1x 2.5-inch SATA (HDD/SSD) storage slots
    - USB Type A (2x USB 2.0 and 2x USB 3.0), USB Type C (1x USB3.0), 1x COM RS-232C, 2x RJ45 Ethernet, 1x Display port
    - 2x interfaces slots
    - Default TPM module for encryption
- HMIDM6
  - 4:3 12" and 15" (XGA) color LCD resistive analog multi-touch (2 points) screen with 1x USB 2.0 (Type A), and front USB cover
  - 16:9 10" and 12" (WXGA)/15" (FWXGA)/19" and 21" (FHD) projected capacitive multi-touch (2 points) screen, 7H hardness, anti-scratch, 3 touch mode configuration
  - IP66, Nema 4X indoor front panel
  - All models are certified for CE, RCM, UL 61010-2-201, CSA C22.2 No. 61010-2-201, UL121201 <sup>(2)</sup>, and CSA C22.2 No. 213 <sup>(2)</sup>
  - All DC models are certified for IECEx/ATEX for use in Zone 2 gas/Zone 22 dust <sup>(2)</sup>, DNV



How to select the Industrial PC and build a Plant Architecture Click to view the video

## Harmony FP6 — Industrial Flat Panel Monitors



Harmony HMIFP6 : 12", 15", W10", W12", W15", W19", W22"

- HMIFP6
  - 4:3 12" and 15" (XGA) color LCD resistive analog multi-touch (2 points) screen with 1x USB 2.0 (Type A), and front USB cover
  - 16:9 10" and 12" (WXGA)/15" (FWXGA)/19" and 22" (FHD) projected capacitive multi-touch (2 points) screen, 7H hardness, anti-scratch, 3 touch mode configuration IP66, Nema 4X indoor front panel
  - All models are certified for e, RCM, UL 61010-2-201, CSA C22.2 No. 61010-2-201, UL121201 <sup>(3)(4)</sup>, and CSA C22.2 No. 213 <sup>(3)(4)</sup>, IECEx/ATEX for use in Zone 2 gas/Zone 22 dust <sup>(3)(4)</sup>

Product Description	Reference	Unit MRP [₹]
FP6, 10w WXGA, PCAP, DVI, DC	HMIFP6500WCD	On Request
12.1 XGA, Analog-Multi, DVI, DC	HMIFP6600TMD	On Request
FP6, 12w WXGA, PCAP, DVI, DC	HMIFP6600WCD	On Request
FP6, 15.0 XGA, Analog-Multi, DVI, DC	HMIFP6700TMD	On Request
FP6, 15w FWXGA, PCAP, DVI, DC	HMIFP6700WCD	On Request
FP6, 19w Full HD, PCAP, DVI, DC	HMIFP6800WCD	On Request
FP6, 22w Full HD, PCAP, DVI, DC	HMIFP6900WCD	On Request

(1) Available as Configured-to-order only and can be ordered using the online configurator.  
 (2) Available in Q4 2022.  
 (3) Available in Q4 2022.  
 (4) On the front panel when properly installed in an enclosure and not using the front panel USB port.

## EcoStruxure Operator Terminal Expert — Touchscreen configuration software



EcoStruxure Operator Terminal Expert



- Operate intuitively
  - Ability to go beyond the limitations of the physical screen size to improve productivity
  - Convert already created Landscape screens into Portrait screens for vertical scrolling and for screens that require many operation switches
- Reduce time to market
  - Efficient and intuitive engineering
  - For faster customization and modification
- Improve efficiency
  - High usability and image quality for the operator (experience design)
  - With Web Viewer feature, watch/operate the HMI screen remotely with mirroring function

## EcoStruxure Machine SCADA Expert - Lite SCADA for line management



EcoStruxure Machine SCADA Expert



- Save time
  - Quick and easy to install directly on our iPCs
  - Save days of testing and commissioning thanks to a fully tested and validated association
  - Tailored information at a glance using BI-Dashboard template
- Save money
  - Get peace of mind and save time and resources with our single point of contact for Hardware/Software/Operating System support
  - Access SCADA level software, with all its benefits, at a competitive cost/features ratio
- Connectivity and data management
  - Includes 250+ native communication drivers
  - Monitor and control remotely your application with Mobile Access, using a tablet or smartphone

**Note:** For Harmony HMP6, EcoStruxure Machine SCADA Expert Runtime preinstalled version is available as an option in the online configurator.

## Vijeo Designer — Classic HMI configuration software



Vijeo Designer



- Multi-platform: from optimized panels to iPCs
- Multi-panel communication: automatic data sharing between up to 8 different panels
- Multi-language: 15 languages in runtime and 38 alphabets
- Multi-protocol: on COM and Ethernet ports
- Multi-access: local or remote display with WEB Gate, Vijeo Designer Air and Vijeo Designer Air Plus
- Multi-media: video/sound record/replay capability

## EcoStruxure Operator Terminal Expert - Touchscreen configuration software



- EcoStruxure Operator Terminal Expert allows you to create and edit application screens that control automation systems for Harmony GTU (Premium and Open Box)/STO color/ST6/STM6 terminals, and Harmony industrial PCs (Panel and Box).
- EcoStruxure Operator Terminal Expert features a modern and simple-to-use user interface, easy-to-access functions and information, and a multi-platform working environment. It also shortens design time by providing pre-made navigation framework.

Product Description	Reference	Unit MRP [₹]
Operator Terminal Expert Basic, Email	HMI EELCZLSPAZZ	On Request
Operator Terminal Expert Group, Email	HMI PELCZLSPAZZ	On Request
Operator Terminal Expert Pro, Email	HMI PELCZLSPAZZ	On Request
Operator Terminal Expert Team, Email	HMI PELCZLTPAZZ	On Request
Operator Terminal Expert Fixed T, Email	HMI PEXCZLSRAZZ	On Request
Operator Terminal Expert Runtime Email	HMI RTWCZLSPAZZ	On Request
EcoStruxure OTE WebGUI RT Single Paper	HMI WRT001	On Request
EcoStruxure OTE WebGUI RT Group Paper	HMI WRT010	On Request
EcoStruxure OTE WebGUI RT Entity Paper	HMI WRT100	On Request

## EcoStruxure Machine SCADA Expert - Lite SCADA for line management



- EcoStruxure Machine SCADA Expert enables you to use the key features of Microsoft operating system and build a full-featured SCADA or HMI project for your industrial automation business.
- EcoStruxure Machine SCADA Expert is designed in a modern, ribbon-based Windows interface to provide an integrated and user-friendly development environment.
- EcoStruxure Machine SCADA Expert supports capabilities like scripting, animation, E-mail, recipes, security, tags database, multi-touch, alarms, trends, scalability, multilanguage, FDA traceability, PDF export, graphics and design tools, and so on.
- For applications ranging from complex machine control and monitoring to plant supervision and SCADA, EcoStruxure Machine SCADA Expert with Harmony iPC association makes industrial operations smooth and stress-free.

Product Description	Reference	Unit MRP [₹]
EcoStruxure Machine SCADA Expert Basic Runtime license with 500 tags	HMI EMSE3PRT500A	On Request
EcoStruxure Machine SCADA Expert Supervision, Third party runtime license with 500 tags	HMI EMSE3PRT500A	On Request
EcoStruxure Machine SCADA Expert Line management, Upgrade license for third party runtime license with 1500 tags	HMI EMSE3PUG1KRTA	On Request
EcoStruxure Machine SCADA Expert Basic Buildtime license with 500 tags	HMI EMSEBT500A	On Request
EMSE 3 Party 1.5K Tag RT License	HMI EMSE3PRT1KA	On Request
EMSE 3 Party 32K Tag RT License	HMI EMSE3PRT32KA	On Request
EMSE 3 Party 4K Tag RT License	HMI EMSE3PRT4KA	On Request
EMSE 3 Party 64K Tag RT License	HMI EMSE3PRT64KA	On Request
EMSE 1.5K Tag BT License	HMI EMSEBT1KA	On Request
EMSE 32K Tag BT License	HMI EMSEBT32KA	On Request
EMSE 4K Tag BT License	HMI EMSEBT4KA	On Request
EMSE 64K Tag BT License	HMI EMSEBT64KA	On Request
EMSE 1.5K Tag RT License	HMI EMSE3PRT1KA	On Request
EMSE 32K Tag RT License	HMI EMSE3PRT32KA	On Request
EMSE 4K Tag RT License	HMI EMSE3PRT4KA	On Request
EMSE 64K Tag RT License	HMI EMSE3PRT64KA	On Request
EMSE Thin Client	HMI EMSETCA	On Request
EcoStruxure Machine SCADA Expert, USB hardkey license	HMI EMSEUSBL	On Request

Please contact Customer Care Center for Stockable and Non stockable status of references.

NORMAL STOCK ITEMS

W.E.F. January 17<sup>th</sup>, 2024

## Vijeo Designer — Classic HMI configuration software



The cross-platform VijeoDesigner™ configuration software can be used to create operator dialogue applications for controlling automation systems for the following panels:

- Harmony STU (Vijeo Designer Limited Edition is sufficient)
- Harmony GTO
- Harmony GTU
- Harmony GTUX
- Harmony GK
- Magelis XBTGH portable
- Harmony Panel PCs and Box PCs (HMIBMP, HMIBMU, HMIPSP, HMIPSO, HMIPEP)
- Harmony P6

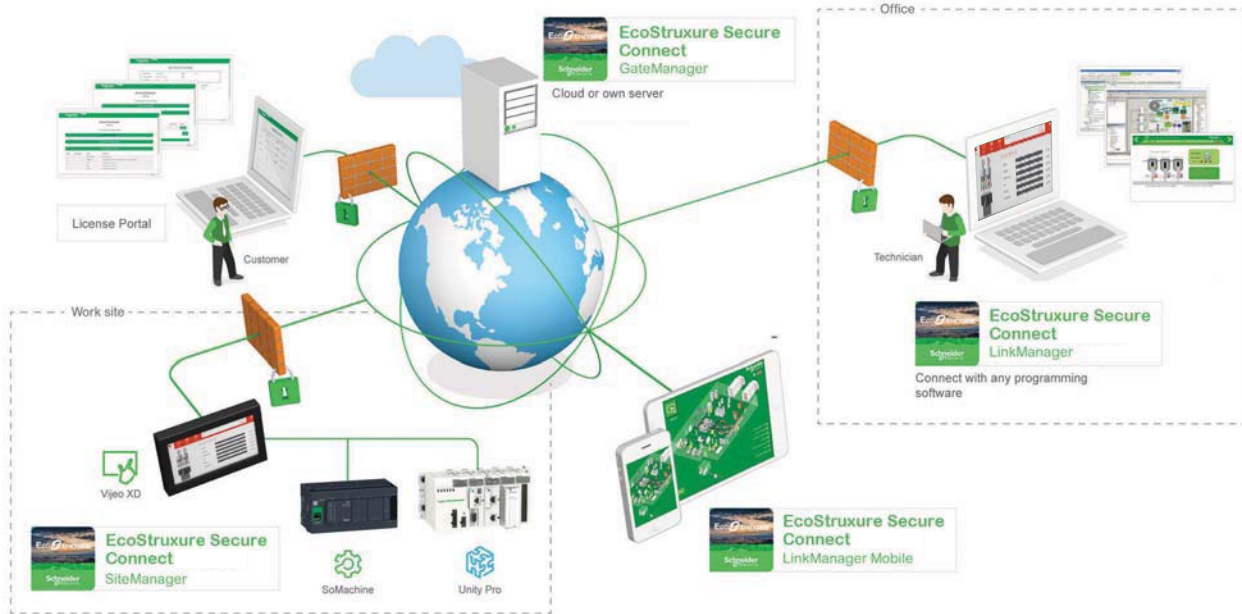
Product Description	Reference	Unit MRP [€]
Vijeo Designer 6.3, HMI configuration software single license	VJDBTPRO1P	On Request
Vijeo Designer 6.3, HMI configuration software group license	VJDBTPRO3P	On Request
Vijeo Designer 6.3, HMI configuration software team license	VJDBTPRO10P	On Request
Vijeo Designer 6.3, HMI configuration software entity license	VJDBTPRO100P	On Request
Vijeo Designer 6.3, HMI configuration software single upgrade license	VJDUBTPRO1P	On Request
VJD Runtime, Vijeo Designer, Standard PC	VJDRTPROS1P	On Request
VJD Runtime, Vijeo designer, Harmony P6	VJDRTPROH1P	On Request

Please contact Customer Care Center for Stockable and Non stockable status of references.

NORMAL STOCK ITEMS

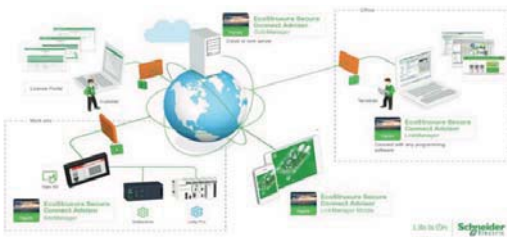
W.E.F. January 17<sup>th</sup>, 2024

## EcoStruxure Secure Connect — Secure remote access solution



- Provides a secure connection between remote display units on the work site (via SiteManager Embedded) and computers or smart devices in the office (via LinkManager) over a secure central server (GateManager).
- With EcoStruxure Secure Connect, maintenance personnel can access Schneider Electric software and update it remotely and securely via the HMI, PLC, and other connected devices as if they were on site.
- Troubleshooting and repairs can be performed remotely upon request.

### EcoStruxure Secure Connect - Secure remote access solution



EcoStruxure Secure Connect provides a secure connection between remote display units on the work site (via SiteManager Embedded) and computers or smart devices in the office (via LinkManager) over a secure central server (GateManager). With EcoStruxure Secure Connect, technicians and programmers can remotely access the Schneider Electric software and securely update it via the HMI, PLC, and other connected devices just as though they were present on site. Troubleshooting and repair can also be performed remotely upon request.

Product Description	Reference	Unit MRP [₹]
Vijeo Connect Link Manager License	VJOCNTLML	On Request
Vijeo Connect Link Manager Mobile Lic	VJOCNTLMM	On Request
Secure Connect Enterprise Pack	VJOCNTPACKENT	On Request
Secure Connect Essential Pack	VJOCNTPACKESS	On Request
Vijeo Connect Site Manager Basic License	VJOCNTSMBASIC	On Request
Vijeo Connect Site Manager Ext 10 Lic	VJOCNTSMEXT10	On Request
Vijeo Connect Site Manager Ext 5 Lic	VJOCNTSMEXT5	On Request
Vijeo Connect User statistics	VJOCNTSTAT	On Request
Vijeo Connect Gate Manager PremiumAccess	VJOCNTGMPREM	On Request



# Green Premium™

An industry leading portfolio of offers delivering sustainable value



More than 75% of our product sales offer superior transparency on the material content, regulatory information and environmental impact of our products:

- RoHS compliance
- REACh substance information
- Industry leading # of PEP's\*
- Circularity instructions



Discover what we mean by green  
**Check your products!**

The Green Premium program stands for our commitment to deliver customer valued sustainable performance. It has been upgraded with recognized environmental claims and extended to cover all offers including Products, Services and Solutions.

### CO<sub>2</sub> and P&L impact through... Resource Performance

Green Premium brings improved resource efficiency throughout an asset's lifecycle. This includes efficient use of energy and natural resources, along with the minimization of CO<sub>2</sub> emissions.

### Cost of ownership optimization through... Circular Performance

We're helping our customers optimize the total cost of ownership of their assets. To do this, we provide IoT-enabled solutions, as well as upgrade, repair, retrofit, and remanufacture services.

### Peace of mind through... Well-being Performance

Green Premium products are RoHS and REACh compliant. We're going beyond regulatory compliance with step-by-step substitution of certain materials and substances from our products.

### Improved sales through... Differentiation

Green Premium delivers strong value propositions through third-party labels and services. By collaborating with third-party organizations we can support our customers in meeting their sustainability goals such as green building certifications.

Please contact Customer Care Center for Stockable and Non stockable status of references.

NORMAL STOCK ITEMS

W.E.F. January 17<sup>th</sup>, 2024



# TeSys

> Control > Protect > Power > Active

## Innovative and connected solutions for motor starters

TeSys is an innovative motor control and management solution from the global market leader. TeSys offers connected, efficient products and solutions for switching and protection of motors and electrical loads in compliance with all major global electrical standards

## TeSys Function Names

TeSys components are grouped by function name, for easier identification. These functions are related to motor, power, control and protection.

### > TeSys Power:

Components for powering motors



### > TeSys Control:

Components for controlling motors



### > TeSys Protect:

Components for protecting motors



### > TeSys Active:

Connected components for motor circuits



Please contact Customer Care Center for Stockable and Non stockable status of references.

NORMAL STOCK ITEMS

W.E.F. January 17<sup>th</sup>, 2024

# Start smart. Run smart. With TeSys motor controls.



Stay smart with the world's best-selling motor control solutions from the inventor of the world's first contactor - Schneider Electric™.

For almost a century, TeSys motor controls have driven the industry with innovations in motor protection, monitoring, and control.

It started with the introduction of the industry's first BAR contactor in 1924, and today, the legacy of innovation is built into every TeSys motor control device.

Best-in-class safety and reliability, plug-and-play architecture, and flexible functionality mean TeSys motor control solutions can meet your requirements across a wide range of applications, from the most common to the most advanced.

Wherever you are and anywhere your projects come together, you can trust Schneider Electric and TeSys contactors, circuit breakers, relays, and switches for unmatched reliability, complete compatibility with international standards, and the robust support of the Schneider Electric global supply network.

## A Century of Innovation and Leadership





# Superior safety for all industries

TeSys motor controls come with all of the isolation, protection and emergency handling you need to comply with international codes. High-contrast covers identify safety-critical devices to prevent inadvertent manual operation. Every TeSys contactor is both mechanically linked and equipped with mirror contacts for safety applications and wherever auxiliary contact state reliability is critical.



## HVAC

Ensure 24/7 availability of your HVAC system with reliable products that can reach high ambient temperatures without derating.



## Conveying

Decentralize the control cabinet of your conveyor line and benefit from up to 80% space reduction.



## Genset

Make certain your generator starts even in the harshest conditions with robust TeSys solutions.




## Pumping

Optimize single or multi-drive boosters for industry or infrastructure with energy and cost-effective solutions.



## Packaging

Keep pace with the most demanding, high-end packing applications with solutions that can perform 30 million AC53a electrical cycles, like TeSys H.




## Oil and Gas

Keep your employees and assets safe and improve uptime in onshore and offshore applications: pipeline operations: LNG and natural gas processing: and refining and petrochemical applications.



## Water and Wastewater

Optimize the treatment and delivery of safer water by reducing energy usage and lowering operating costs.



## Food and Beverage

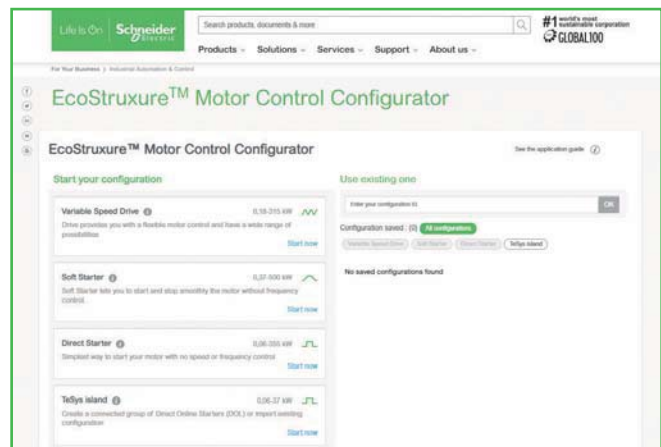
Serve your customers with environmentally friendly products to improve sustainability, efficiency, and flexibility, allowing you to adapt to changing customer habits.

## Online selection tool

### EcoStruxure™ Motor Control Configurator

For Direct-On-Line and Star-Delta starters, motor circuit breakers with advanced protection, motor management relays, configurations for total coordination, drives, and soft starters.

No matter what kind of starting method you need, our online EcoStruxure™ Motor Control Starter Configurator will help you to quickly and easily select the optimal combination of components to ensure maximized motor safety, protection, and uptime.



Scan or click on the QR code

# TeSys Range

## TeSys Component Series Names

Series names are now grouped as per the current ratings

- Series names group conventional components (circuit breakers, contactors, relays, overcurrent relays) by current rating ranges.
  - 0 to 16 A > **TeSys K** Series
  - 9 to 150 A > **TeSys 'Deca'** Series
  - 185 to 800 A > **TeSys 'Giga'** Series.
- TeSys advanced components have a specific classification.
  - 0 to 38 A All-in-one starters > **TeSys 'Ultra'** Series
  - 0 to 80 A Motor Control/Protection/Monitoring system > **TeSys 'island'** Series.
- Other TeSys component names remain unchanged (TeSys F, TeSys B, TeSys T).

### > TeSys K Series

The essential line for motors up to 7.5kW/16A direct on TeSys K series of Motor Starters



### > TeSys Deca Series

The industrial standard for motors up to 75kW/150A direct on TeSys Deca series of Motor Starters



### > TeSys Giga Series

For large motors up to 450kW/800A direct on TeSys Giga Series



### > TeSys Ultra Series

The most compact totally coordinated solution for Motor Starters. For Direct On Line or Reversing Motor Control and Drive Protection upto 18.5kW/38 A on TeSys Ultra series



### > TeSys Island Series

Digitally powered monitoring, control and protection of electrical motors up to 37kW/80 A on TeSys Island Series



# TeSys Control

## TeSys K

### Control Relays - K Model (AC & DC Control)



- Conformance IEC, UL, CSA, CE Marking
- Inbuilt 4 auxiliary contacts
- 10A thermal rating
- Available with AC (50/60Hz Dual frequency), DC & DC low consumption coil options

No of Poles	AC Control Reference	Unit MRP [₹]				DC Control Reference <sup>(4)</sup>	Unit MRP [₹]		
		B7 (24V)	F7 (110V)	M7 (220V)	N7 (415V)		BD (24V)	FD (110V)	MD (220V)
2NO + 2NC	CA2KN22*	1770	1770	1770	1770	CA3KN22**	2440	2440	2440
3NO + 1NC	CA2KN31*	1770	1770	1770	-	CA3KN31**	2440	2440	2440
4NO	CA2KN40*	1770	1770	1770	2115				

No of Poles	DC low consumption Reference <sup>(1) (2) (3)</sup>	Unit MRP [₹]		
		BW3 (24V)	EW3 (48V)	SW3 (72V)
2NO + 2NC	CA4KN22***	3020	3625	3020
3NO + 1NC	CA4KN31***	3020	3625	-
4NO	CA4KN40***	3020	-	-

For other coil voltage ratings regarding above, please contact Schneider Electric customer care.

\* Reference to be completed by adding coil voltage code

- (1) Compatible with PLC outputs  
 (2) Wide range coil (0.7...1.25Uc), suppressor fitted as standard  
 (3) 2 pole auxiliary contact block can be mounted additionally  
 (4) Optional in-built surge suppressor available

### Power Contactors - K Model (3 Pole AC & DC Control)



- Conformance to IEC, UL, CSA
- Current Rating : 6A to 16A, AC-3 duty
- 1NO or 1NC inbuilt auxiliary contact
- Available in 3P & 4P version
- Available with AC (50/60Hz Dual frequency), DC & DC low consumption<sup>(5)</sup> coil options

Motor Power (kW)	Auxiliary Contacts	AC Control Reference	Unit MRP [₹]				DC Control Reference <sup>(5)</sup>	Unit MRP [₹]		
			B7 (24V)	F7 (110V)	M7 (220V)	N7 (415V)		BD (24V)	FD (110V)	MD (220V)
3	1NC	LC1K0601*	1485	1485	1485	1805	LP1K0601**	2300	2780	2300
	1NO	LC1K0610*	1485	1485	1485	1485	LP1K0610**	2300	2780	2300
5.5	1NC	LC1K0901*	1555	1555	1555	1875	LP1K0901**	2500	2500	2500
	1NO	LC1K0910*	1555	1555	1555	1555	LP1K0910**	2500	2500	2500
7.5	1NC	LC1K1201*	1760	1760	1760	-	LP1K1201**	2900	2900	-
	1NO	LC1K1210*	1760	1760	1760	2120	LP1K1210**	2900	3510	-
10	1NC	LC1K1601*	2075	2075	2075	-	-	-	-	-
	1NO	LC1K1610*	2075	2075	2075	-	-	-	-	-

For other coil voltage ratings contactors, please contact Customer Care.

\* Reference to be completed by adding coil voltage code

(5) For low consumption offer, please contact Customer Care

### Reversing Contactors - K Model



- Conformance to IEC, UL, CSA, CE
- Current Rating : 6A to 16A, AC-3 duty
- 1NO or 1NC inbuilt auxiliary contact
- Available in 3P & 4P version
- Available with AC(50/60Hz Dual frequency), DC & DC low consumption<sup>(6)</sup> coil options

Motor Power (kW)	Auxiliary Contacts	AC Control Reference	Unit MRP [₹]	
			F7 (110V)	M7 (220V)
3	1 NC	LC2K0601*	4945	4945
	1 NO	LC2K0610*	4945	4945
5.5	1 NC	LC2K0901*	5280	5280
	1 NO	LC2K0910*	5280	5280
7.5	1 NC	LC2K1201*	5440	5440
	1 NO	LC2K1210*	5440	5440
10	1 NC	LC2K1601*	7310	-
	1 NO	LC2K1610*	6075	7310

For other coil voltage ratings contactors, please contact Customer Care.

\* Reference to be completed by adding coil voltage code

(6) For current rating and ref please contact Customer Care

Please contact Customer Care Center for Stockable and Non stockable status of references.

NORMAL STOCK ITEMS

W.E.F. January 17<sup>th</sup>, 2024

### Accessories - K Model

Description	Mounting	Contacts	Reference	Unit MRP [₹]
Auxiliary contact block	Front	2NC	LA1KN02	805
	Front	1NO + 1NC	LA1KN11 <input checked="" type="checkbox"/>	735
	Front	2NO	LA1KN20	805
	Front	4NC	LA1KN04	1240
	Front	1NO + 3NC	LA1KN13	1240
	Front	2NO + 2NC	LA1KN22 <input checked="" type="checkbox"/>	1240
	Front	3NO + 1NC	LA1KN31	1240
	Front	4NO	LA1KN40	1240

Description	Control Voltage	Range	Reference	Unit MRP [₹]
On Delay Electronic Timer	24..48V AC/DC	1..30S	LA2KT2E <sup>(1)</sup>	4055

Description	Coil Voltage	Reference	Unit MRP [₹]
Surge Suppressor - RC Circuit	220..250V AC	LA4KA1U*	1265
Surge Suppressor - Varistor	130..250V AC/DC	LA4KE1UG*	1265
Surge Suppressor - Varistor	50..129V AC/DC	LA4KE1FC*	1265

\* Lot size 5

(1) Front mounted with common point changeover contact

# TeSys Capacitor Duty Contactor

## Capacitor Duty Contactor




Nominal Reactive Power 440V	Auxiliary Contacts	Reference	Unit MRP [₹]	
			F7 (110 V)	M7 (220V)
<b>LC1-D•K - with Damping Resistors &amp; Block of Early Make poles</b>				
12.5 kVar	1NO + 2NC	LC1DFK*	5550	5550
16.7 kVar	1NO + 2NC	LC1DGK*	7795	7795
20 kVar	1NO + 2NC	LC1DLK*	-	8755
25 kVar	1NO + 2NC	LC1DMK*	9605	9605
32 kVar	1 NO + 2NC	LC1DPK*	20925	20925
40 kVar	1NO + 2NC	LC1DTK*	28825	28825
60 kVar	1NO + 2NC	LC1DWK12*	32450	32450

For other coil voltage ratings contactors, please contact Customer Care.

\* Reference to be completed by adding coil voltage code



Instruction Manual  
Video for Capacitor  
Duty Contactors



Guide for the Design  
and Production of LV  
Power Factor  
Correction Cubicles

For complete information on selection of capacitor switching please refer to the TeSys catalogue

Please contact Customer Care Center for Stockable and Non stockable status of references.

NORMAL STOCK ITEMS

W.E.F. January 17<sup>th</sup>, 2024

# TeSys Control

## TeSys Deca

The next-generation TeSys Deca series motor starters offer a reliable and robust solution for a faster machine time-to-market. It has a new modern look & feel and is designed to meet the requirements of Electro domestic applications. Ease of operation and reliability is guaranteed with the new multi-standard screws. Digital customer experience is enhanced with a QR embedded from product to packaging.

### TeSys Deca Control Contactors (AC & DC Control)



- Conformance to IEC, UL, CSA
- 5 inbuilt auxiliary contacts, in just 2 variants
- Available with AC (50/60Hz Dual frequency), DC & DC low consumption coil options
- High Operating ambient temperature upto 60 Deg C
- Inbuilt surge suppressor for DC & DC low consumption

No of Poles	AC Control Reference	Unit MRP [₹]				DC Control Reference <sup>(4)</sup>	Unit MRP [₹]		
		B7 (24V)	F7 (110V)	M7 (220V)	N7 (415V)		BD (24V)	FD (110V)	MD (220V)
3NO + 2NC	CAD32*	1910	1910	1910	1910	CAD32**	2745	2745	2745
5NO	CAD50*	1910	1910	1910	-	CAD50**	2745	2745	2745

No of Poles	DC low consumption Reference <sup>(1) (2) (3)</sup>	Unit MRP [₹]	
		BL (24V)	ML (220V)
3NO + 2NC	CAD32***	3435	5820
5NO	CAD50***	3435	-

For other coil voltage ratings contactors, please contact Customer Care.

\* Reference to be completed by adding coil voltage code

(1) Compatible with PLC outputs

(2) Wide range coil (0.7...1.25Uc), suppressor fitted as standard

(3) 2 pole auxiliary block can be mounted

### Power Contactors - Deca Model (3 Pole AC & DC Control)



- Conformance to IEC, UL, CSA
- Available with AC (50/60Hz Dual frequency), DC & DC low consumption coil options
- High Operating ambient temperature, no derating upto 60 Deg C
- Inbuilt 1NO + 1NC auxiliary contacts upto 150A
- High electrical and mechanical life
- Fuse-less Type 2 Co-ordination Charts available
- EverLink® terminal for 40, 50, 65 & 80A contactors
- Inbuilt surge suppressor in DC coil for 9-80A

[le] Rated Operational Current AC-1	kW	AC-3 Duty			Auxiliary Contacts	AC Control Reference	Unit MRP [₹]		
		HP	A				M7 (220V)	N7 (415V)	F7 (110V)
25	4	5.5	9	1 NO + 1 NC	LC1D09*	1915	1915	1915	
25	5.5	7.5	12	1 NO + 1 NC	LC1D12*	2155	2155	2155	
32	9	12.5	18	1 NO + 1 NC	LC1D18*	2500	2500	2500	
40	11	15	25	1 NO + 1 NC	LC1D25*	3095	3095	3095	
50	15	20	32	1 NO + 1 NC	LC1D32*	6015	6015	6015	
50	18.5	25	38	1 NO + 1 NC	LC1D38*	8675	8675	8675	
60	22	30	40	1 NO + 1 NC	LC1D40A*	9105	9105	9105	
80	25	35	50	1 NO + 1 NC	LC1D50A*	11865	11865	11865	
80	37	50	65	1 NO + 1 NC	LC1D65A*	16460	16460	16460	
125	45	60	80	1 NO + 1 NC	LC1D80*	24895	24895	24895	
125	45	60	95	1 NO + 1 NC	LC1D95*	26495	26495	26495	
250	59	80	115	1 NO + 1 NC	LC1D115*	32605	32605	32605	
250	80	110	150	1 NO + 1 NC	LC1D150*	40760	40760	40760	

For other coil voltage ratings contactors, please contact Customer Care.

\* Reference to be completed by adding coil voltage code

Please contact Customer Care Center for Stockable and Non stockable status of references.

NORMAL STOCK ITEMS

W.E.F. January 17<sup>th</sup>, 2024

# TeSys Control

## TeSys Deca

[le] Rated Operational Current AC-1	AC-3 Duty			Auxiliary Contacts	DC Control Reference <sup>(1)</sup>	Unit MRP [₹]		
	kW	HP	A			BD (24V)	FD (110V)	MD (220V)
25	4	5.5	9	1 NO + 1 NC	LC1D09*	3025	3025	3025
25	5.5	7.5	12	1 NO + 1 NC	LC1D12*	3400	3400	3400
32	9	12.5	18	1 NO + 1 NC	LC1D18*	4190	4190	4190
40	11	15	25	1 NO + 1 NC	LC1D25*	5295	5295	5295
50	15	20	32	1 NO + 1 NC	LC1D32*	10800	10800	10800
50	18.5	25	38	1 NO + 1 NC	LC1D38*	12760	12760	12760
60	22	30	40	1 NO + 1 NC	LC1D40A*	15285	15285	15285
80	25	35	50	1 NO + 1 NC	LC1D50A*	19180	19180	19180
80	37	50	65	1 NO + 1 NC	LC1D65A*	21750	21750	21750
125	45	60	80	1 NO + 1 NC	LC1D80*	29540	29540	29540
125	45	60	95	1 NO + 1 NC	LC1D95*	32375	32375	32375
250	59	80	115	1 NO + 1 NC	LC1D115*	38260	38260	38260
250	80	110	150	1 NO + 1 NC	LC1D150*	45915	45915	45915

For other coil voltage ratings contactors, please contact Customer Care.  
 \* Reference to be completed by adding coil voltage code

### TeSys Deca Power Contactors (3 Pole DC Low Consumption)

Now available upto 80A with the TeSys Deca Green Low Consumption offer

[le] Rated Operational Current AC1	Motor Power (Long Life) AC3			Auxiliary Contacts	Reference	Unit MRP [₹]	
	kW	HP	A			BL (24V)	EL (48V)
25	4	5.5	9	1 NO + 1 NC	LC1D09****	3320	3320
25	5.5	7.5	12	1 NO + 1 NC	LC1D12****	3715	3715
32	9	12.5	18	1 NO + 1 NC	LC1D18****	5675	5675
40	11	15	25	1 NO + 1 NC	LC1D25****	6915	6915
50	15	20	32	1 NO + 1 NC	LC1D32****	11825	11825

[le] Rated Operational Current AC1	Motor Power (Long Life) AC3			Auxiliary Contacts	Reference	Unit MRP [₹]			
	kW	HP	A			BBE (24V DC)	BNE (24-60V AC/DC)	EHE (48-130V AC/DC)	KUE (100-250V AC/DC)
60	22	30	40	1 NO + 1 NC	LC1D40A#	15285	15285	15285	15285
80	25	35	50	1 NO + 1 NC	LC1D50A#	19180	19180	19180	19180
80	37	50	65	1 NO + 1 NC	LC1D65A#	21750	21750	21750	21750
80	37	50	80	1 NO + 1 NC	LC1D80A#	26400	26400	26400	26400

For other coil voltage ratings contactors, please contact Customer Care.  
 \* Reference to be completed by adding coil voltage code

### TeSys Deca Power Contactors (4 Pole AC & DC Control)



- Conformance to IEC, UL, CSA
- Available with AC (50/60Hz Dual frequency), DC & DC low consumption<sup>(1)</sup> coil options
- High Operating ambient temperature, no derating upto 60 deg C

[le] Rated Operational Current AC1	Poles Composition	AC control Reference	Unit MRP [₹] M7 (220V)	DC control Reference	Unit MRP [₹]		
					BD (24V)	FD (110V)	MD (220V)
20	4NO	-	-	LC1DT20**	3655	3655	3655
	2NO+2NC	-	-	LC1D098**	3980	3980	3980
25	4NO	-	-	LC1DT25**	4390	4390	4390
	2NO+2NC	-	-	LC1D128**	5730	5730	5730
32	4NO	-	-	LC1DT32**	4825	8185	5780
	2NO+2NC	-	-	LC1D188**	6525	7810	6525
40	4NO	-	-	LC1DT40**	7565	7565	7565
	2NO+2NC	-	-	LC1D258**	9970	9970	9970
60	4NO	-	-	LC1DT60A#	15135	18135	18135
	2NO+2NC	-	-	LP1D40008**	19890	23835	19890
80	4NO	-	-	LC1DT80A#	22580	22580	-
	2NO+2NC	-	-	LP1D65008**	26740	26740	-
125	4NO	-	-	LP1D80004**	28965	34705	-
	2NO+2NC	-	-	LP1D80008**	33420	40040	33420
250	4NO	LC1D1150046*	36505	LC1D1150046**	40555	40555	-

**Note:** Please contact Customer Care for 4 Pole AC coil contactor details  
<sup>(1)</sup> For current rating and ref please contact Customer Care  
 For other coil voltage ratings contactors, please contact Customer Care.  
 \* Reference to be completed by adding coil voltage code

Please contact Customer Care Center for Stockable and Non stockable status of references.

NORMAL STOCK ITEMS

W.E.F. January 17<sup>th</sup>, 2024



# TeSys Deca Green

## The Revolutionary Electronic Coil Contactor



Complete range in 3 frame sizes:

09-12-18A

25-32-38A

40-50-65-80A

 -80%

Up to 80% less energy consumption than a traditional electromechanical motor starter

10X Reduction  
in references

Only 3 references to cover the complete voltage range for AC and DC

 -35%

Highest currents in smallest size, e.g.

PLC Compatible

Direct connection to a PLC without the need for an interposing relay

SEMIF47

High uptime thanks to wide band coil with high resistance to voltage surges/SEMIF47 conform



Scan to see TeSys Deca Green under voltage performance.



# TeSys Control

## TeSys Deca

### TeSys Deca Green Contactor (3 Pole AC/DC Universal Coil)



- Universal AC/DC coil from 24 - 250V
- Special low consumption offer from 40-80A
- Fuseless Type 2 Co-ordination charts available

### The Revolutionary Electronic Coil Contactor

[Ie] Rated Operational Current AC1	AC3 Duty (Long Life)			Auxiliary Contacts	Reference	Unit MRP [₹]		
	kW	HP	A			BNE (24-60V AC/DC)	EHE (48-130V AC/DC)	KUE (100-250V AC/DC)
25	4	5.5	9	1NO + 1NC	LC1D09*	3940	3940	3940
25	5.5	7.5	12	1NO + 1NC	LC1D12*	4085	4085	4085
32	9	12.5	18	1NO + 1NC	LC1D18*	5390	5390	5390
40	11	15	25	1NO + 1NC	LC1D25*	6435	6435	6435
50	15	20	32	1NO + 1NC	LC1D32*	13075	13075	13075
50	18.5	25	38	1NO + 1NC	LC1D38*	14110	16760	14110
60	22	30	40	1NO + 1NC	LC1D40A*	15285	15285	15285
80	25	35	50	1NO + 1NC	LC1D50A*	19180	19180	19180
80	37	50	65	1NO + 1NC	LC1D65A*	21750	21750	21750

For other coil voltage ratings contactors, please contact Customer Care.

\* Reference to be completed by adding coil voltage code

### TeSys Deca Green Power Contactors (4 Pole AC & DC Control)

[Ie] Rated Operational Current AC-1	Poles Composition	Auxiliary Contacts	DC Control Reference	Unit MRP [₹]			
				BBE (24V DC only)	BNE (24-60V AC/DC)	EHE (48-130V AC/DC)	KUE (100-250V AC/DC)
60	4NO	1NO + 1NC	LC1DT60A*	15135	15135	15135	15135
80	4NO	1NO + 1NC	LC1DT80A*	22580	22580	22580	22580

### Coil Voltage Code

Type	Voltage	24-60V AC/DC	48-130V AC/DC	100-250V AC/DC
AC/DC*	LC1D09 - D38, LC1D40A - 80A, LC1DT60A - 80A	BNE	EHE	KUE
24V DC Low Consumption*	LC1D40A - 80A, LC1DT60A - 80A	BBE (24V DC only)	-	-

For other coil voltage ratings contactors, please contact Customer Care.

\* Reference to be completed by adding coil voltage code



Check the features of the TeSys Deca Green

Please contact Customer Care Center for Stockable and Non stockable status of references.

NORMAL STOCK ITEMS

W.E.F. January 17<sup>th</sup>, 2024

# TeSys Control

## TeSys Deca

Description	For use with	Reference	Unit MRP [₹]
<b>Power connection accessories</b>			
Terminal block	For supply to one or more GV2 G busbar sets	GV1G09	2370
Set of 63A busbars for parallelling of contactors	2 contactors LC1D09...D18 or D25...D38	GV2G245	2300
	4 contactors LC1D09...D18 or D25...D38	GV2G445	3620
Set of 115A busbars for parallelling of contactors	2 contactors LC1D40A...D80A	GV3G264	4135
	3 contactors LC1D40A...D80A	GV3G364 <sup>(1)</sup>	2210
Set of S-shape busbars	For circuit breakers GV3P** & GV3L** and contactors LC1 D40A...D65A	GV3S	1655

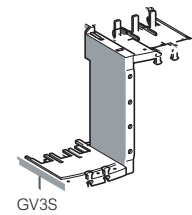
\*\*Not applicable for GV3P/GV3L 73A and 80A



Description	For use with	Reference	Unit MRP [₹]
Mechanical interlock	LC1D09 to D38(1)	LAD9V2	845
	LC1D40A to D65A(1)	LAD4CM	1715
	LC1D80 and D95 ( for AC control voltage)	LA9D4002	3760
	LC1D80 and D95 (for DC control voltage)(2)	LA9D8002	5595
	LC1D115 and D150(2)	LA9D11502	5675

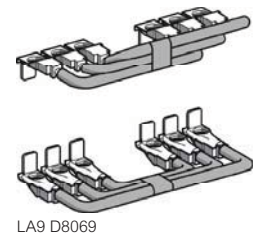
(1) With this set of busbars, any one contactor can be supplied directly by its EverLink® double cage power terminal block. The other two contactors are supplied by the busbar set. The 115A limitation is therefore applied to these two contactors.

(2) With electrical interlock

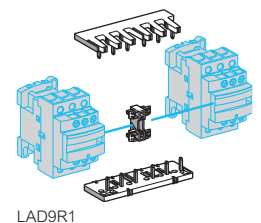


GV3S

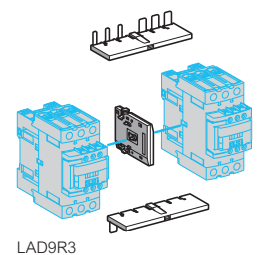
Description	For use with	Reference	Unit MRP [₹]
<b>Power Connection for Reversing</b>			
Kit Comprising :	LC1D09 to D38	LAD9V5	700
1. A set of parallel bars	LC1D09 to D38	LAD9V6	875
2. A set of reverser bars.	LC1D40A to D80A	LA9D65A69	3650
	LC1D80 and D95 ( for AC control voltage)	LA9D8069	7810
	LC1D80 and D95 (for DC control voltage)	LA9D8069	7810
	LC1D115 and D150	LA9D11569	12995



Description	For use with	Reference	Unit MRP [₹]
<b>Reversing Kit</b>			
Kit Comprising :			
1. A mechanical interlock LAD 9V2 with electrical interlocking LAD 9V1	LC1D09 to D38	LAD9R1V	1755
2. A set of power connections LAD 9V5 (parallel) and LAD 9V6 (reversing).			
Kit Comprising :			
1. A mechanical interlock LAD 9V2 without electrical interlocking	LC1D09 to D38	LAD9R1	1745
2. A set of power connections LAD 9V5 (parallel) and LAD 9V6 (reversing).			
Kit Comprising :			
1. A mechanical interlock LAD 4CM	LC1D40A to D80A	LAD9R3	4165
2. A set of power connections LA9 D65A69.			



Description	For use with	Reference	Unit MRP [₹]
<b>Star Delta Kit</b>			
Time delay contact block LAD S2 (LC1D09...D80),	LC1D09 and D12	LAD91217	6590
Power circuit connections (LC1D09...D80),	LC1D18 to D32	LAD93217	8475
Hardware required for fixing the contactors onto the mounting plate (LC1D80)	LC1D40A and D50A	LAD9SD3	17125
	LC1D80	LA9D8017	19015



Please contact Customer Care Center for Stockable and Non stockable status of references.

NORMAL STOCK ITEMS

W.E.F. January 17<sup>th</sup>, 2024

# TeSys Control

## TeSys Deca

Description	Time Delay Range	Timer Type	Reference	Unit MRP [₹]
On delay timer <sup>(1) (2)</sup>	15...30 s	on delay	LA4DT2U	6340
On delay timer <sup>(1) (2)</sup>	0.1...2 s	on delay	LA4DT0U	6340
On delay timer <sup>(1) (2)</sup>	25...500 s	on delay	LA4DT4U	5840
Relay interface module - 24V DC <sup>(1) (2)</sup>	-	-	LA4DFB	7105

(1) For LC1 D09...38A (3P, AC coils only) add mounting adaptor LAD4BB and for LC1 D40A...65A (3P, AC coils only), add mounting adaptor LAD4BB3.  
 (2) For LC1D80...150 (3P), direct mounting, for 100-250V AC Coils only.

Description	For use with	Reference	Unit MRP [₹]				
			B (24V) (AC/DC)	E (42/48V) (AC/DC)	F (110/127V) (AC/DC)	M (220/240V) (AC/DC)	Q (380/415V) (AC/DC)
<b>TeSys Deca Model Mechanical Latch Blocks</b>							
Front, Clip-on	LC1D09...D38 (a or c) LC1DT20...DT40 (a or c) LC1D40A...D65A (3P a or c) LC1DT60A and DT80A (4P a or c)	LAD6K10*	7620	7620	7620	7620	7620
	LC1D80...D150 (3P a) LC1D80 and D115 (3 P c) LC1D80 (4 P a) LC1D80 and D115 (4 P a) LP1D80 and LC1D115 (4 P c)	LA6DK20*	7955	8920	8920	7955	12535

\* Reference to be completed by adding coil voltage code and recommended to check availability with Customer Care team

### Spare Coils TeSys Deca Model

Product Compatibility	Reference
<b>AC Coils</b>	
CAD, LC1-D09...D38, DT20..40	LXD1*
LC1D40A, D50A, D65A & LC1DT60A, DT80A	LXD3*
D80 & D95 (3P & 4P)	LX1D6*
LC1-D115, D150	LX1D8*
<b>DC Coils</b>	
LC1-D80-D95	LX4D7**
LC1-D115, D150	LX4D8**

\* Reference to be completed by adding coil voltage code and recommended to check availability with Customer Care team

### Coil Voltage Code

Type	Voltage (V)	24	110	220	415
AC*	CAD, LC1-D09...D38, DT20..40, LC1 - D150, LC1D40A, D50A, D65A & LC1DT60A, DT80A, LC1D150 LC1D80, D95, D115	B7	F7	M7	N7

Please contact Customer Care Center for Stockable and Non stockable status of references.

NORMAL STOCK ITEMS

W.E.F. January 17<sup>th</sup>, 2024

# TeSys Control

## TeSys Deca

### Accessories

Description	For use With	Contacts	Reference	Unit MRP [₹]	
<b>Add On Blocks</b>					
Additional instantaneous auxiliary contact blocks	LC1D09 ...LC1D150*	Front Mounted 1NO + 1NC	LADN11	565	
		Front Mounted 2NO	LADN20 <input checked="" type="checkbox"/>	565	
		Front Mounted 2NC	LADN02	900	
		Front Mounted 2NO + 2NC	LADN22 <input checked="" type="checkbox"/>	1025	
		Front Mounted 4NC	LADN04	1490	
		Front Mounted 4NO	LADN40 <input checked="" type="checkbox"/>	1025	
		Front Mounted 1NO + 3NC	LADN13	1025	
		Front Mounted 3NO + 1NC	LADN31 <input checked="" type="checkbox"/>	1025	
		LC1D80..LC1D95	Front Mounted 1NO	LADN10	500
		Front Mounted 1NC	LADN01	500	

Description	Contacts	Reference	Unit MRP [₹]
<b>Add On Blocks</b>			
Additional instantaneous auxiliary contact blocks	Side Mounted <sup>(1)</sup> 1NO + 1NC	LAD8N11	2145
	Side Mounted <sup>(1)</sup> 2NO	LAD8N20	2145
Pneumatic timer blocks front mounted	ON delay 1NO + 1NC 0.1..3s	LADT0	4075
	ON delay 1NO + 1NC 0.1..30s	LADT2	4075
	ON delay 1NO + 1NC 10..180s	LADT4	4075
	ON delay 1NO + 1NC 1..30s (2)	LADS2 <input checked="" type="checkbox"/>	4350
	OFF delay 1NO + 1NC 0.1 ..3s	LADR0	4075
	OFF delay 1NO + 1NC 0.1 ..30s	LADR2 <input checked="" type="checkbox"/>	4075
	OFF delay 1NO + 1NC 10..180s	LADR4	4075

(1) Suitable for mounting on TeSys Deca range AC Coil Contactors and Control Relays only

(2) With Switching time of 40 ms between opening of the NC contact and closing of the NO contact recommended for Star - Delta Starters

### Accessories compatibility

Contactors		Instantaneous Auxiliary Contacts				Time delay Front Mounted	
Type	Number of Poles and Size	Side mounted	Front mounted				
			1 contact	2 contact	4 contacts		
AC & AC/DC	3P LC1D09...D38	1 on LH side	and	-	1	or 1	or 1
AC & AC/DC	3P LC1D40A...D80A	1 on LH or 1 on RH side	and	-	1	or 1	or 1
AC & AC/DC	3P LC1D80 and D95A (50/60 Hz)	1 on each side	or	2	and 1	or 1	or 1
AC & AC/DC	3P LC1D80 and D95A (50 or 60 Hz)	1 on each side	and	2	and 2	or 1	or 1
AC & AC/DC	3P LC1D115 and D150	1 on LH side	and	-	1	or 1	or 1
AC & AC/DC	4P LC1DT20...DT40	1 on LH side	and	-	1	or 1	or 1
AC & AC/DC	4P LC1DT60A and DT80A	1 on LH or 1 on RH side	and	-	1	or 1	or 1
AC & AC/DC	4P LC1D40008, D65008 and D80	1 on each side	or	1	or 1	or 1	or 1
AC & AC/DC	4P LC1D115	1 on each side	and	1	or 1	or 1	or 1
DC	3P LC1D09...D38	-	-	-	1	or 1	or 1
DC	3P LC1D40A...D80A	-	-	-	1	or 1	or 1
DC	3P LC1D80 and D95	-	-	1	or 1	or 1	or 1
DC	3P LC1D115 and D150	1 on LH side	and	-	1	or 1	or 1
DC	4P LC1DT20...DT40	-	-	-	1	or 1	or 1
DC	4P LC1DT60A and DT80A	-	-	-	1	or 1	or 1
DC	4P LC1D40008, D65008 and D80	-	-	2	and 1	or 1	or 1
DC	4P LC1D115	1 on each side	-	-	and 1	or 1	or 1
LC <sup>(3)</sup>	3P LC1D09...D38	-	-	-	1	-	-
LC <sup>(3)</sup>	3P LC1DT20...DT40	-	-	-	1	-	-

(3) LC : Low consumption

Please contact Customer Care Center for Stockable and Non stockable status of references.

NORMAL STOCK ITEMS

W.E.F. January 17<sup>th</sup>, 2024

# TeSys Control

## TeSys Deca

### Accessories

Description	For use with	Reference	Unit MRP [₹]
<b>For Contactor D115/150</b>			
Contacts set - 3P	LC1D115	LA5D1158031	24960
Contacts set - 3P	LC1D150	LA5D150803	25875
Contacts set - 4P	LC1D1150046	LA5D115804	34405

Product Compatibility	Fixing	Control Circuit Voltage	Suppressor Type	Reference	Unit MRP [₹]
<b>Coil Suppressor Modules</b>					
LC1D12...D25 (4P)	Screw	110...240V AC	RC Circuit AC	LA4DA1U	1955
	Screw	12...250V DC	Diode DC	LA4DC1U	2190
LC1D09...D38, LC2D09...D38, LC1DT20...DT40, LC2DT20...DT40 (3P)	Screw	24...48V AC	Varistor AC/DC	LAD4VE	1895
	Screw	24...48V AC 400Hz	RC Circuit AC	LAD4RCE	1895
	Screw	50...127V AC 200Hz	RC Circuit AC	LAD4RCG	1715
CAD	Screw	110...240V AC 100Hz	RC Circuit AC	LAD4RCU <input checked="" type="checkbox"/>	1895
	Screw	110...250V AC	Varistor AC/DC	LAD4VU	1895
LC1D80, LC1D95, LC2D80, LC2D95 (3P) LC2D80 (4P), LC1D40008, LC1D65008	Screw	24...250V DC	Diode DC	LA4DC3U	1955
	Screw	110...250V AC	Varistor AC/DC	LA4DE2U	1870
	Screw	24...48V AC 400Hz	RC Circuit AC	LA4DA2E	1870
	Screw	50...127V AC 200Hz	RC Circuit AC	LA4DA2G	2950
	Screw	110...240V AC 100Hz	RC Circuit AC	LA4DA2U	1955
	Screw	380...415V AC 150Hz	RC Circuit AC	LA4DA2N	2950
	Screw	24...48V DC	Varistor AC/DC	LA4DE3E	1955

Please contact Customer Care Center for Stockable and Non stockable status of references.

NORMAL STOCK ITEMS

W.E.F. January 17<sup>th</sup>, 2024

# TeSys Control

## TeSys Deca

Modular marking system simplifies identification of standard contactors in the control panel to enhance visibility of the safety chain

### Simple, customisable modular marking system

#### Standard TeSys Deca contactors

Easy-to-attach covers:



Auxiliary blocks with safety chain identification also available for more contact points:



Flexibility to customise contactors included in the safety chain during panel building



Simpler and faster maintenance with 100% visibility



Safety covers and auxiliary blocks prevent screwdriver contact with poles

#### Standard TeSys Ultra motor starters

Translucent labels to identify safety-chain devices:



### Complete safety-chain identification system

#### TeSys Deca range

Retrofit contactor safety covers



LAD9ET1S  
9A upto 65A



LAD9ET3S  
80A to 95A



LAD9ET4S  
110A to 150A



LADN22S  
2NO + 2NC

Also available for CAD32/CAD50

#### TeSys Ultra range

Retrofit identification label



LU9ET1S

### Built in Safety

TeSys Ultra motor starters are certified according to IEC 60947-4-1 for safety applications thanks to integrated mirror contact

Description	For use with	Reference	Unit MRP [₹]
Red Cover (For safety chain indication)	LC1D09...D65A and DT20 .. DT80A	LAD9ET1S	810
Auxiliary Contact block with red front face- for safety chain indication	2NO + 2NC	LADN22S	1155

Please contact Customer Care Center for Stockable and Non stockable status of references.

NORMAL STOCK ITEMS

W.E.F. January 17<sup>th</sup>, 2024



# TeSys Giga - Future Ready

## A New Generation Series with Digital Innovation

TeSys Giga is new range of high-power contactors that supports industry requirements with process performance monitoring through data networks and online expert services.

### Optimized Predictive Maintenance through-

- Continuous local and remote monitoring of contact wear
- Replaceable contacts (when necessary), facilitated by diagnostic visual indicator.

### Unique Design-

- Innovative design and feature with compact size
- Ergonomic design & Flexibility in connections.
- Embedded auxiliary contact blocks
- Wideband electronic coils



# TeSys Control

## TeSys Giga

### TeSys Giga High Power Contactors

Both "Standard" & "Advanced" versions available in 3 sizes, covering several ratings



#### Standard Version

##### Power & control

- 3 or 4 power poles
- 115 to 800A (AC-3)
- 200 to 1050A (AC-1)
- Embedded 1 NO + 1 NC auxiliary contacts
- Push-in type terminals for coils & control

##### Remote control

- 48-130V, 100-250V AC/DC coils
- Wide voltage range coils (direct coil control)
- Embedded surge-suppressor

##### Diagnostic

- Embedded wear diagnostic
- Embedded control voltages diagnostic
- Self diagnosis function
- Local alarm signaling (LED)



#### Advanced Version

##### Advanced diagnostic features along with standard version -

##### Diagnostic


- Remote wear diagnostic signaling kit (accessory)

##### Mounting

- Cable memory' adapter enables maintenance without removing power cables and busbar connections.

##### Remote control

- 24-48 V, 200-500 V AC/DC coils
- Digital control input (PLC output digital coil control)



Please contact Customer Care Center for Stockable and Non stockable status of references.

NORMAL STOCK ITEMS

W.E.F. January 17<sup>th</sup>, 2024



# TeSys Control

## TeSys Giga

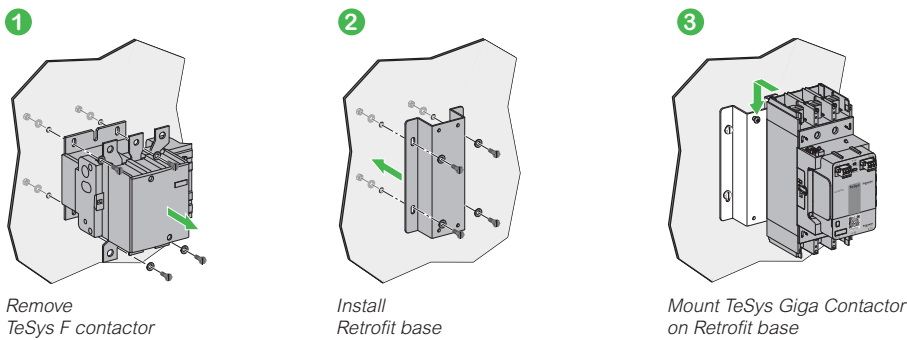
### Quick & Easy Replacement of TeSys F with TeSys Giga Contactors with Retrofit Bases



Description	Reference	Unit MRP [₹]
Substitutes LC1F115-225 with LC1G115-225	LA9GRFB1	On Request
Substitutes LC1F265-500 with LC1G265-500	LA9GRFB2	On Request
Substitutes LC1F630-800 with LC1G630-800	LA9GRFB3	On Request



- Suitable for 3 pole contactors
- The bases come in two frame sizes.
- Upgrade your system with the new range of contactors in just 3 simple steps:



### TeSys Giga Power Contactors (3 Pole AC/DC)

[Ie] Rated Operational Current AC-1	Motor Power (Long Life) AC-3		Standard version Reference	Unit MRP [₹]	
	kW (@115V)	A		EHEN (48-130 V)	KUEN (100-250 V)
250	55	115	LC1G115****	30270	31310
275	75	150	LC1G150****	39925	39925
305	90	185	LC1G185****	49480	49480
330	110	225	LC1G225****	53245	53245
385	132	265	LC1G265****	65445	65445
440	160	330	LC1G330****	79140	79140
550	200	400	LC1G400****	95650	95650
700	250	500	LC1G500****	132690	132690
1050	375	630	LC1G630****	On Request	On Request
1050	450	800	LC1G800****	On Request	On Request

### TeSys Giga Power Contactors (4 Pole AC/DC)

[Ie] Rated Operational Current AC-1	Power Pole Composition	Standard version Reference	Unit MRP [₹]	
			EHEN (48-130 V)	KUEN (100-250 V)
250	4 NO	LC1G1154****	49680	49680
275	4 NO	LC1G1504****	59110	59110
305	4 NO	LC1G1854****	73860	73860
330	4 NO	LC1G2254****	86760	86760
385	4 NO	LC1G2654****	97005	97005
440	4 NO	LC1G3304****	112890	112890
550	4 NO	LC1G4004****	140300	140300
700	4 NO	LC1G5004****	206755	206755
1050	4 NO	LC1G6304****	On Request	On Request
1050	4 NO	LC1G8004****	On Request	On Request

**Note:**  
 For ordering advanced version replace **N** with **A** in reference as EHEN/KUEN → EHEA/KUEA respectively.  
 Example: LC1G1154 EHEN → LC1G1154 EHEA.  
 For other coil voltage ratings contactors, please contact Customer Care.  
 \* Reference to be completed by adding coil voltage code

Please contact Customer Care Center for Stockable and Non stockable status of references.

✓ NORMAL STOCK ITEMS

W.E.F. January 17<sup>th</sup>, 2024

# TeSys Control

## TeSys Giga

### Giga High power contactors – Power wiring accessories

#### Product references

#### Power Terminals

##### Spreader Kits



Description	Suitable for	Compatible with Contactors	Increase of Pole Pitch	Quantity Set of	Reference	Unit MRP [₹]
Spreader kits	3P	LC1G115...LC1G225	35 to 45 mm	3	LA9G3611	On Request
	3P	LC1G265...LC1G500	45 to 70 mm	3	LA9G3612	On Request
	4P	LC1G115...LC1G225	35 to 45 mm	4	LA9G4611	On Request
	4P	LC1G265...LC1G500	45 to 70 mm	4	LA9G4612	On Request

#### Terminal extensions for larger power connections



Description	Suitable for	Compatible with Contactors	Power Connection Size	Quantity Set of	Reference	Unit MRP [₹]
Terminal connections	3P	LC1G400...LC1G500	50 mm width	3	LA9G3613	On Request
	3P	LC1G630...LC1G800	80 mm width	3	LA9G3614	On Request
	4P	LC1G400...LC1G500	50 mm width	4	LA9G4613	On Request
	4P	LC1G630...LC1G800	80 mm width	4	LA9G4614	On Request

#### Power Terminal Accessories

##### Phase Separators



Description	Suitable for	Compatible with Contactors	Quantity Set of	Reference	Unit MRP [₹]
Phase separators <sup>(1)</sup>	3P	LC1G115...LC1G800	2	LA9G3801	On Request
	4P	LC1G115...LC1G800	3	LA9G4801	On Request
	3P – with 50/80 mm spreaders	LC1G400...LC1G800	2	LA9G3803 <sup>(2)</sup>	On Request
	4P – with 50/80 mm spreaders	LC1G400...LC1G800	3	LA9G4803 <sup>(3)</sup>	On Request

(1) Either phase separators or terminal shrouds can only be mounted. Phase separators or terminal shrouds are mandatory for operational voltage,  $U_e \geq 690$  V.

(2) To be used with LA9G3613 and LA9G3614.

(3) To be used with LA9G4613 and LA9G4614.

Please contact Customer Care Center for Stockable and Non stockable status of references.

NORMAL STOCK ITEMS

W.E.F. January 17<sup>th</sup>, 2024

# TeSys Control

## TeSys Giga

### Accessories

Description	Terminal Type	Position	Contacts	Reference	Unit MRP [₹]
<b>Add On Blocks</b>	<b>Push In</b>				
	1st left or 1st right	Side Mounted <sup>(1)</sup>	1 NO+1NC	LAG8N113P	1410
Auxiliary contact module	1st left or 1st right	Side Mounted	2 NO	LAG8N203P	1825
	2nd left or right	Side Mounted	1 NO+1NC	LAG8N113	1410
	2nd left or right	Side Mounted	2 NO	LAG8N203	1825

(1) Always supplied with TeSys Giga LC1G contactors, fitted to the right side lateral face.

### Accessories

For Use With Contactor	Reference	Unit MRP [₹]
<b>Mechanical interlock between contactors <sup>(1)</sup></b>		
Between Identical contactor frames	LA9G970	2570
Between LC1G(265-500) and LC1G(185-225)	LA9G971	2570
LC1G630 to LC1G800 and LC1G265 to LC1G500	LA9G972	On Request*

(1) Maximum 3 auxiliary contacts can be installed between 2 contactors with mechanical interlock kit.

### Spare Control Module



- Wide band electronic control
- 24 V...500 V 50/60 Hz or DC control input
- Advanced and standard versions
- Accessible from the front for easy and quick replacement

Pole Composition	Control modules for Standard contactors	Reference	Unit MRP [₹]	
			EHEN (48-130V)	KUEN (100-250V)
3-Pole	LC1G115...LC1G225	LX1G3Q*	On Request	On Request
3-Pole	LC1G265...LC1G330	LX1G3R*	On Request	On Request
3-Pole	LC1G400...LC1G500	LX1G3S*	On Request	On Request
3-Pole	LC1G630...LC1G800	LX1G3T*	On Request	On Request
4-Pole	LC1G115...LC1G225	LX1G3Q*	On Request	On Request
4-Pole	LC1G265...LC1G330	LX1G3R*	On Request	On Request
4-Pole	LC1G400...LC1G500	LX1G3S*	On Request	On Request
4-Pole	LC1G630...LC1G800	LX1G3T*	On Request	On Request

For other coil voltage ratings regarding above, please contact Schneider Electric customer care.

\* Reference to be completed by adding coil voltage code

Please contact Customer Care Center for Stockable and Non stockable status of references.

NORMAL STOCK ITEMS

W.E.F. January 17<sup>th</sup>, 2024

# TeSys H – Hybrid Starter

## Standard version

- **2 ratings:**
  - 2.4 A 400 V AC53a
  - 6.5 A 400 V AC53a
- **2 control voltages:**
  - 24 V DC
  - 110 V / 230 V AC
- **2 terminal types:**
  - Screw clamps
  - Spring
- **Can provide up to 3 functions:**
  - Forward running
  - Reverse running
  - Overload protection



## Safety version

- **Safe Torque Off embedded:**
  - SIL3 according to IEC61508-1
  - Ple according to ISO13849-1
- **ATEX:**
  - As associated devices for motor protection



- **Get Up to 75 % of space reduction** with ultra-compact 22.5 mm starter that ensures maximum space savings for group starter architecture. (Reversing starter also available within the same width)
- **Long electrical durability** with 30 Million AC53a electrical cycles, suitable for high demanding application
- **Easy design** with both wide range of setting motor protection such as Automatic, manual or remote reset after thermal trip and wide range of control voltage
- **Integration made easy** with direct mounting installation on DIN rail or Control terminals on the upperside or Power terminal on the lower side

## Understanding Hybrid Technology

### Hybrid technology:

Each contact is coupled with a power semiconductor for switching

- > Higher number of on/off switches, extended durability.

### > Closing



**Start:** conduction through the semiconductor.

Contact closure under zero voltage. No electrical arc: the contact is preserved.

The semiconductor is non-conducting.

### > Opening



Before the opening of the contact the semiconductor is triggered.

Contact opening: - no arc: the contact is preserved.

**Stop:** the semiconductor becomes non-conducting.

## Starters for asynchronous motors - AC53a utilization category:

Starters	3 - Phases Motor: Max Power (KW) for Various Voltage							Current Range A	Commercial References	Unit MRP [₹]	
	220 V	230 V	380 V	400 V	415 V	440 V	500 V			BD (24 V DC)	FU (110-230 V AC)
	<b>Direct-on-line</b>										
Screw terminals	0.37	0.37	0.75	0.75	0.75	0.75	1.1	0.18...2.4	LZ1H2X4*	35210	-
	1.5	1.5	2.2	3	3	3	3	1.5...6.5	LZ1H6X5*	35620	-
<b>Reverse</b>											
Screw terminals	0.37	0.37	0.75	0.75	0.75	0.75	1.1	0.18...2.4	LZ2H2X4*	35890	43635
	1.5	1.5	2.2	3	3	3	3	1.5...6.5	LZ2H6X5*	37695	-

For other coil voltage ratings regarding above, please contact Schneider Electric customer care.

\* Reference to be completed by adding coil voltage code

Please contact Customer Care Center for Stockable and Non stockable status of references.









NORMAL STOCK ITEMS

W.E.F. January 17<sup>th</sup>, 2024

# TeSys Protection Range

TeSys has the most rugged and reliable solution to manage motors

Please find a quick range overview below

	TeSys Power		TeSys Protect				TeSys Active		
Feature	Motor Protection Circuit Breakers		Overload Relays		Multi function Relays		TeSys Ultra	TeSys T	TeSys Island
TeSys Range of Products	GV2P, GV4P GV3P, GV2ME	GV4PEM	LR2K, LRD, LR9D, LR9F	LR9G	EOCR				
									
Short circuit									
Causes of overheating									
Slight overload									
Locked rotor									
Ventilation fault With probes							With Probes	With Probes	
Abnormal temperature rise								With Probes	
Shaft bearing seizure									
Insulation fault					With CBCT				
Long starting time Adjustable Adjustable		Adjustable			Adjustable	Adjustable	Adjustable	Adjustable	
Heavy duty			LR9D only						
Voltage variation (Derived)									
Causes of phase variation									
Phase reversal									
Phase losses									
Phase imbalance									
Earth fault	GV4P only								
Historic fault, Pre-Alarming				Possible Pre alarm					

# Protection Relays for Motor Safety



Providing Motor Safety  
tailored to your needs



# TeSys Protect

## TeSys K, TeSys Deca, TeSys F, TeSys Giga

### Thermal Overload Relays - TeSys K Series (Direct Mounting)



- Conformance to IEC, UL, CSA, CE
- Range : 0.1A to 16A
- Direct & Independent mounting
- Trip class 10A

Thermal Protection Adjustment	For Use With	For Use With	Unit MRP [₹]
0.11...0.16		LR2K0301	2600
0.16...0.23		LR2K0302	2600
0.23...0.36		LR2K0303	2600
0.36...0.54		LR2K0304	2600
0.54...0.8		LR2K0305	2600
0.8...1.2		LR2K0306	2600
1.2...1.8	LC1K, LP1K, LP4K, LP2K, LC2K	LR2K0307	2600
1.8...2.6		LR2K0308	2600
2.6...3.7		LR2K0310	2600
3.7...5.5		LR2K0312	2600
5.5...8		LR2K0314	2600
8...11.5		LR2K0316	2600
10...14		LR2K0321	2685
12...16		LR2K0322	2685

\*Note: Terminal Block for Clip-on Mounting LA7K0064

### Thermal Overload Relays - TeSys Deca Series




- Conformance to IEC, UL, CSA
- Range : 0.1A to 104A
- Higher operating temperature
- Tripping class 10A & 20 available
- Direct mounting on contactor is possible upto 95A

Thermal Protection Adjustment Range	For Use With	Reference*	Unit MRP [₹]
<b>LRD Model (Direct Mounting)</b>			
0.1...0.16		LRD01	2615
0.16...0.25		LRD02	2615
0.25...0.4		LRD03	2615
0.4...0.63		LRD04	2615
0.63...1		LRD05 ✓	2615
1...1.6	GV2L03, LE03, LC1D09...LC1D38	LRD06 ✓	2615
1.6...2.5		LRD07 ✓	2615
2.5...4		LRD08 ✓	2615
4...6		LRD10 ✓	2615
5.5...8		LRD12 ✓	2615
7...10		LRD14 ✓	2930
9...13		LRD16 ✓	2930
12...18		LRD21 ✓	3020
16...24	GV2L22, LC1D25...D38	LRD22 ✓	3020
23...32	LC1D25...LC1D38, LC1D32	LRD32 ✓	4855
30...38	LC1D32, LC1D38	LRD35	4855
23...32	LC1D40A...D65a	LRD332	5375
23...32	LC1D80...LC1D95	LRD3353	5375
30...40	LC1D40A...D65a	LRD340	5375
30...40	LC1D80...LC1D95	LRD3355	5375
37...50	LC1D40A...D65a	LRD350 ✓	7370
37...50	LC1D80...LC1D95	LRD3357	8815
48...65	LC1D40A...D65a	LRD365	9460
62...80	LC1D80A	LRD380	9865
48...65	LC1D80...LC1D95	LRD3359	9460
63...80	LC1D80...LC1D95	LRD3363	10265
80...104	LC1D80, LC1D95	LRD3365	12670

Please contact Customer Care Center for Stockable and Non stockable status of references.

✓ NORMAL STOCK ITEMS

### Electronic Overload Relay - TeSys Deca Series



- Conformance to IEC, UL, CSA
- Range : 0.1A to 32A
- 5:1 Adjustment range
- High Operating Temperature
- Field selectable tripping class : 5,10, 20 & 30
- Type 1 & Type 2 Co-ordination chart available

Current Range	For Use With	Reference*	Unit MRP [₹]
0.1...0.5		LR9D01	11890
0.4...2.0	LC1D09 - 38A Direct Mounting	LR9D02	12205
1.6...8.0		LR9D08	12205
6.4...32		LR9D32	13655

\*Note: For LR9D01 to LR9D32 - Terminal Block for Clip on Mounting LAD7B205.

### Electronic Overload Relay - TeSys Giga Series



- Wide range of protection with only 4 references (28A to 630A)
- Switchable protection against ground fault and phase imbalance
- ON status and overload alarm signaling by LED
- Direct mounting of relay with contactors saving in panel space and installation time
- Selectable Trip class from 5E to class 30E to suit different application needs

Thermal Protection Adjustment Range	Reference	Unit MRP [₹]
28...115 A	LR9G115	20225
57...225 A	LR9G225	23595
125...500 A	LR9G500	27750
160...630 A	LR9G630*	on request

\*Note:

- For LRD01...LRD35 - Terminal Block for clip-on Mounting LAD7B106
- For LRD33\*\* - Terminal Block for clip-on Mounting LA7D3064 ✓
- For LRD332, LRD340, LRD350 & LRD365 - Connection block for separate mounting LAD96560
- The LRD relays can be used for AC or DC current up to 104A
- For long starting, Class 20 relays are available on request.
- Device for remote tripping and electrical reset is available on request.



- Reduced downtime
- Quick restoration
- Operational Safety
- Power Quality management



## Electronic Overcurrent Relays

### Digital EOCR

#### Protection

- Over Current-Definite & Inverse Time
- Under Current
- Phase Loss
- Phase Reversal
- Stall
- Jam
- Imbalance
- Earth Fault\*

#### Diagnostic

- Trip Cause
- Fault History-3 Faults (Cause & Current Value)

#### Measurement

- Load Current
- Ground Current\*
- Running Hours
- Load Current Bar Graph
- i-THD (Current Harmonic Distortion)

#### Other Features

- Modbus Communication\*
- 4-20 mA output for Motor Current\*
- Pre-Alarm Contact
- Suitable for 1 $\Phi$  & 3 $\Phi$  Motors
- Suitable for Low Frequency VFD Operation (10-100Hz)
- Available with Type-2

### Analog EOCR

#### Protection

- Over current
- Phase loss
- Locked rotor

#### Other Features

- Easy installation, with DIN Rail and Panel Mounting compatibility
- Trip cause display
- Manual/Electrical reset
- Testing Provision through Test Button
- Suitable for 1 $\Phi$  & 3 $\Phi$  Motors

\* In selected models

[se.com/in](http://se.com/in)



# TeSys Protect EOCR

## Digital EOCR





Digital EOCR Without Communication Current Range=0.5A-80A Control Voltage=100VAC-220VAC*					
Description	Display	Bottom Hole		Window Hole	
		Reference	Unit MRP [₹]	Reference	Unit MRP [₹]
Without Ground Fault Protection	Inbuilt	3DM2-WRDUHZ	21645	3DM2-WRDUWZ	21645
	Extended**	FDM2-WRDUHZ	23410	FDM2-WRDUWZ	23410
GF Protection with external CT	Inbuilt	3MZ2-WRAUHZ	21935	3MZ2-WRAUWZ	21935
	Inbuilt	3MZ2-WRCUHZ	21935	3MZ2-WRCUWZ	21935
	Inbuilt	3MZ2-WRDUHZ	21935	3MZ2-WRDUWZ	21935
	Extended**	FMZ2-WRAUHZ	26335	FMZ2-WRAUWZ	26335
	Extended**	FMZ2-WRCUHZ	26335	FMZ2-WRCUWZ	26335
	Extended**	FMZ2-WRDUHZ	26335	FMZ2-WRDUWZ	26335
GF Protection with inbuilt CT	Inbuilt	3BZ2-WRAUHZ	31840		
	Inbuilt	3BZ2-WRCUHZ	31840		
	Extended**	FBZ2-WRAUHZ	32355		
	Extended**	FBZ2-WRCUHZ	32355		


Digital EOCR with Modbus Communication Current Range=0.5A-80A Control Voltage=100VAC-220VAC*					
Description	Display	Bottom Hole		Window Hole	
		Reference	Unit MRP [₹]	Reference	Unit MRP [₹]
Without Ground Fault Protection	Inbuilt	I3DM-WRDUHZ	34775	I3DM-WRDUWZ	34775
	Extended**	IFDM-WRDUHZ	35000	IFDM-WRDUWZ	35000
GF Protection with external CT	Inbuilt	I3MZ-WRAUHZ	36980	I3MZ-WRAUWZ	36980
	Inbuilt	I3MZ-WRCUHZ	36980	I3MZ-WRCUWZ	36980
	Inbuilt	I3MZ-WRDUHZ	36980	I3MZ-WRDUWZ	36980
	Extended**	IFMZ-WRAUHZ	41890	IFMZ-WRAUWZ	41890
	Extended**	IFMZ-WRCUHZ	41890	IFMZ-WRCUWZ	41890
	Extended**	IFMZ-WRDUHZ	41890	IFMZ-WRDUWZ	41890
GF Protection with inbuilt CT	Inbuilt	I3BZ-WRAUHZ	42850		
	Inbuilt	I3BZ-WRCUHZ	42850		
	Extended**	IFBZ-WRAUHZ	43075		
	Extended**	IFBZ-WRCUHZ	43075		

\* Replace **U** with **B** in above reference for Control Voltage =24 V DC  
 \*\* Cable need to be purchased separately  
 Contact Customer Care for 4-20mA Output EOCR references & prices

## EOCR Accessories

Cable for Extended Display			
Description	Reference	Unit MRP [₹]	
 CABLE-RJ45 1 Meter	CABLE-RJ45-001	2500	
CABLE-RJ45 3 Meter	CABLE-RJ45-003	3265	

External CT for range extension up to 400A				
Current Range	CT Ratio	Reference	Unit MRP [₹]	
 100A	100:5	3CT-H1-100-Z	5510	
150A	150:5	3CT-HH-150-Z	6825	
200A	200:5	3CT-H2-200-Z	7455	
300A	300:5	3CT-H3-300-Z	7925	
400A	400:5	3CT-H4-400-Z	9325	

ZCT - Ground Fault Protection			
Description	Reference	Unit MRP [₹]	
 ZCT 35 M/M	ZCT-035-Z	6790	
ZCT 80 M/M	ZCT-080-Z	9325	
ZCT 120 M/M	ZCT-120-Z	15340	

Spare Display		
Description	Reference	Unit MRP [₹]
EOCR-PDM Display	EOCR-PDM	10335

Please contact Customer Care Center for Stockable and Non stockable status of references.

NORMAL STOCK ITEMS

W.E.F. January 17<sup>th</sup>, 2024

# TeSys Protect

## Analog EOCR

### EOCR SS

- Without Display



Analog EOCR without Display			
Current Range (A)	Control Voltage	Reference	Unit MRP [₹]
0.5-6	24-240V AC/DC	EOCRSS-05S	6860
0.5-6	380-440V AC	EOCRSS-05W	5620
3-30	24-240V AC/DC	EOCRSS-30S	6860
3-30	380-440V AC	EOCRSS-30W	5620
5-60	24-240V AC/DC	EOCRSS-60S	6860
5-60	380-440V AC	EOCRSS-60W	5620

**Note:** 2 SPST output contacts  
For 60A or higher, combine 05T Type and an external CT (secondary 5A) for use

### EOCR SSD

- With Display (Operating Current & Trip Cause)



Analog EOCR with Display			
Current Range (A)	Control Voltage	Reference	Unit MRP [₹]
0.5-6	24-240V AC/DC	EOCRSSD-05S	10260
0.5-6	380-440V AC	EOCRSSD-05W	12635
3-30	24-240V AC/DC	EOCRSSD-30S	10260
3-30	380-440V AC	EOCRSSD-30W	10950
5-60	24-240V AC/DC	EOCRSSD-60S	10260
5-60	380-440V AC	EOCRSSD-60W	10950

**Note:** 2 SPST output contacts  
For 60A or higher, combine 05T Type and an external CT (secondary 5A) for use

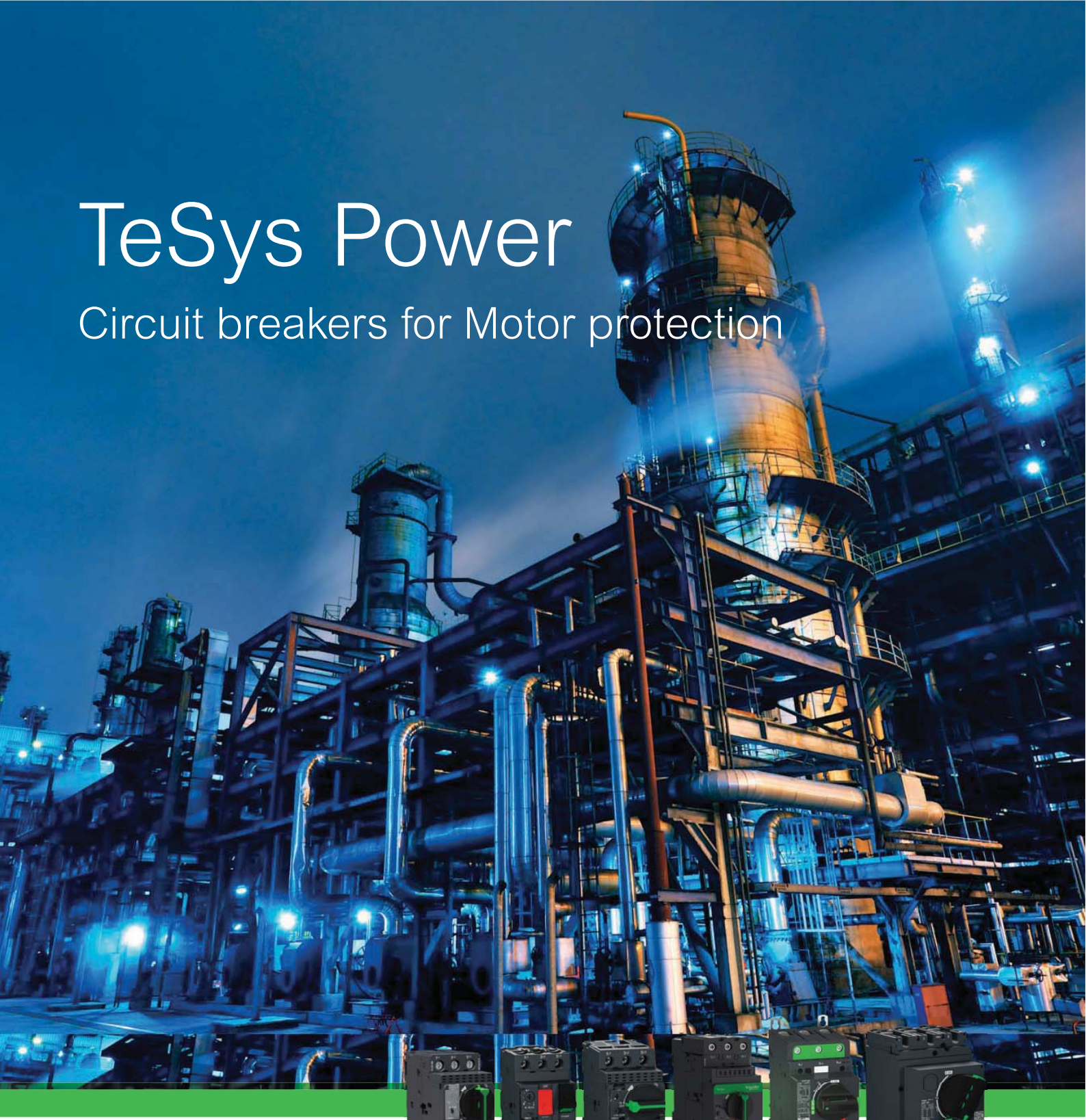
Please contact Customer Care Center for Stockable and Non stockable status of references.

NORMAL STOCK ITEMS

W.E.F. January 17<sup>th</sup>, 2024

# TeSys Power

## Circuit breakers for Motor protection



### Circuit breakers for motor protection and control

TeSys Deca and TeSys Giga Circuit Breakers provide compact, reliable and efficient solutions:

- Isolation
- Protection against short circuits and overloads
- Control of motors from 0.06 to 250 kW.
- Conforming to global standards.(IEC/EN/UL/CSA)



For more information  
on motor protection  
circuit breakers

[se.com/in/TeSys](https://se.com/in/TeSys)

# TeSys Power

## Circuit Breakers for Motor Protection

### Magnetic Circuit Breaker



- Conformance to IEC 60947 -1,-2,-4
- Magnetic circuit breakers range from 0.1-80 Amps
- High Breaking capacity up to 100kA
- Wide range of accessories

### Thermal Magnetic Circuit Breaker



- Conformance to IEC 60947 -1,-2,-4, conformity to International Standards - UL, CSA, CE
- Thermal magnetic circuit breakers range from 0.1-220 Amps
- High Breaking capacity up to 100kA
- Wide range of accessories
- S-shaped busbar for side-by-side connection with 40 - 65A Contactor

Breaking Capacity at 415V 50Hz	Motor Power AC-3**		Magnetic Protection Rating (A)	Reference	Unit MRP [₹]
	kW	HP			
<b>With Rocker Lever Control (Economy)*</b>					
100kA	0.09	-	0.4	GV2LE03	5530
	0.18	-	0.63	GV2LE04	5530
	0.37	0.5	1	GV2LE05	5530
	0.55	-	1.6	GV2LE06	5530
	1.1	1.5	2.5	GV2LE07	5530
	1.5	2	4	GV2LE08	5530
	2.2	3	6.3	GV2LE10	5530
	3	5.5	10	GV2LE14	5530
15kA	5.5	7.5	14	GV2LE16	5530
	7.5	10	18	GV2LE20	6420
10kA	11	15	25	GV2LE22	6420
	15	20	32	GV2LE32	10905
<b>With Rotary Handle Control*</b>					
100kA	0.09	-	0.4	GV2L03	6345
	0.18	-	0.63	GV2L04	6345
	0.37	0.5	1	GV2L05	6345
	0.55	-	1.6	GV2L06	6345
	1.1	1.5	2.5	GV2L07	6345
	1.1	2	4	GV2L08	6345
	2.2	3	6.3	GV2L10	6345
	4	5.5	10	GV2L14	6345
50kA	5.5	7.5	14	GV2L16	6345
	7.5	10	18	GV2L20	6345
	11	15	25	GV2L22	6345
	15	20	32	GV2L32	6345
	18.5	25	40	GV3L40	17725
	22	29	50	GV3L50	18140
	30	40	65	GV3L65	18535
	37	50	73	GV3L73	20955
<b>With Toggle Control</b>					
50kA	37	50	80	GV4LE80N6	18105
	55	74	115	GV4LE115N6	18105
	75	101	150	C16N3MA150	On Request
	110	147	220	C25N3MA220	On Request
	160	214	320	C40N31M320	On Request
	200	268	500	C63N31M500	On Request

\* Conforming to IEC 60947-2-3-4

\*\* 50/60Hz - 415V

• GV2-L with the TeSys Deca contactor and LRD overload relay provides Type 2 Co-ordination

\*\* 50/60Hz - 415V

(1) With GV1-L3 current limiter, breaking capacity can be increased to 100kA.

Combination of the GV2-M with the TeSys Deca provides Type 2 Co-ordination.

(2) With GV1-L3 current limiter, breaking capacity can be increased to 100kA.

Combination of the GV2-P with the TeSys Deca provides Type 2 Co-ordination.

Breaking Capacity at 415V 50Hz	Motor Power AC-3**		Thermal Protection Adjustment Range	Reference	Unit MRP [₹]
	kW	HP			
<b>With Push Button Control (Economy)</b>					
100kA	-	-	0.1 - 0.16	GV2ME01	5740
	0.06	-	0.16 - 0.25	GV2ME02	5740
	0.09	-	0.25 - 0.40	GV2ME03	5740
	0.18	-	0.40 - 0.63	GV2ME04	6110
	0.37	0.5	0.63 - 1.0	GV2ME05	6110
	0.55	0.75	1.0 - 1.6	GV2ME06	6245
	0.75	1	1.6 - 2.5	GV2ME07	6245
	1.1	2	2.5 - 4	GV2ME08	6460
	2.2	3	4 - 6.3	GV2ME10	6460
	3	5.5	6 - 10	GV2ME14	6460
15kA <sup>(1)</sup>	5.5	7.5	9 - 14	GV2ME16	7240
	7.5	10	13 - 18	GV2ME20	7790
	9	12.5	17 - 23	GV2ME21	8320
	11	15	20 - 25	GV2ME22	8320
10kA <sup>(1)</sup>	15	20	24 - 32	GV2ME32	13475
<b>With Rotary Handle Control</b>					
100kA	-	-	0.1 - 0.16	GV2P01	5615
	0.06	-	0.16 - 0.25	GV2P02	5615
	0.09	-	0.25 - 0.40	GV2P03	5615
	0.18	-	0.40 - 0.63	GV2P04	6435
	0.37	0.5	0.63 - 1.0	GV2P05	6435
	0.55	0.75	1.0 - 1.6	GV2P06	6435
	0.75	1	1.6 - 2.5	GV2P07	6435
	1.1	2	2.5 - 4	GV2P08	6635
	2.2	3	4 - 6.3	GV2P10	6635
	3	5.5	6 - 10	GV2P14	7080
50kA <sup>(2)</sup>	5.5	7.5	9 - 14	GV2P16	8695
	7.5	10	13 - 18	GV2P20	10035
	9	12.5	17 - 23	GV2P21	10035
	11	15	20 - 25	GV2P22	10035
35kA <sup>(2)</sup>	15	20	24 - 32	GV2P32	16915
	18.5	30...40	30...40	GV3P40	19950
50kA	22	37...50	37...50	GV3P50	24740
	30	48...65	48...65	GV3P65	25375
	37	62...73	62...73	GV3P73	25935
<b>With Toggle Control</b>					
50kA	37	49.58	40...80	GV4PE80N6	23470
	55	73.7	65...115	GV4PE115N6	23470
<b>With Direct Rotary Handle</b>					
70kA	75	101	70...150	GV5P150H	47730
	110	147	100...220	GV5P220H	55680
	160	214	160...320	GV6P320H	71600
	200	268	250...500	GV6P500H	98645

It is recommended to check with Customer care team for selection, recommendation, and availability of stockable and non stockable references

✓ NORMAL STOCK ITEMS

W.E.F. January 17<sup>th</sup>, 2024

### Accessories for Motor Circuit Breakers

Description	Reference	Unit MRP [₹]	
<b>For GV2</b>			
Front contact NO or NC <sup>(1)</sup>	GVAE1	1195	
Front contact NO + NC	GVAE11 <input checked="" type="checkbox"/>	1465	
	GVAE20	1615	
Side contact NO + NC	GVAN11 <input checked="" type="checkbox"/>	1765	
	GVAN20	1765	
Fault signalling contact + 1NO contact <sup>(2)</sup>	GVAD1010 <input checked="" type="checkbox"/>	2300	
Fault signalling contact + 1NC contact <sup>(2)</sup>	GVAD1001	2300	
Short circuit signalling contact block 1 C/O	GVAM11	2195	
Under voltage trip	110 ... 115V 50Hz	GVAU115	4735
	220 ... 240V 50Hz	GVAU225	4200
	380 ... 400V 50Hz	GVAU385	4200
Shunt trip	110 ... 115V 50Hz	GVAS115	4200
	220 ... 240V 50Hz	GVAS225	4200
	380 ... 400V 50Hz	GVAS385	4200
Additive limiter for increasing breaking capacity to 100kA for GV2ME and GV2P.	GV1L3	6775	
Connection block - GV2 with contactor LC1-D09..D38	GV2AF3	820	
Connection block - LS1 D32 or GV2 with Contactor LC1-K or LP1-K	GV2AF01	890	
Empty enclosure for GV2ME - plastic	GV2MP02	3905	
	GV2MC02	4290	

(1) Choice of NC or NO contact operation depending on which way round the reversible block is mounted.

(2) The GV-AD is always mounted next to the circuit breaker.

### Busbars

Connection Pitch	No. of Tapoff Points	Reference	Unit MRP [₹]
<b>For GV2</b>			
45 mm	2	GV2G245	2300
	4	GV2G445	3620
54 mm	2	GV2G254	2100
	3	GV2G354	2360
	4	GV2G454	2955
72 mm	5	GV2G554	3200
	4	GV2G472	3620

Description	Reference	Unit MRP [₹]
<b>Accessories for Busbars</b>		
Terminal block - to supply one or more 3-pole busbar GV2	GV2G05	4535
Protective end covers for unused busbar outlets	GV1G10	800
Terminal block for connection from top	GV1G09	2370

### Accessories for Motor Circuit Breakers

Description	Reference	Unit MRP [₹]
<b>For GV2-P/GV2-L</b>		
External operator - IP54, Black	GV2APN01 <input checked="" type="checkbox"/>	4165
External operator - IP54, Yellow/Red	GV2APN02	7755
<b>For GV3P/GV3L</b>		
<b>Auxiliary Contacts</b>		
Front contact: 1 NO (fault) + 1NC (Auxiliary)	GVAED011	1520
Front contact: 1 NO (fault) + 1NO (Auxiliary)	GVAED101	1670
<b>Busbar</b>		
3-pole, 3 tap, 64 mm pitch	GV3G364	2210
S-shape bus bar	GV3S	1655
<b>External Operator</b>		
IP54, Black	GV3APN01	5025
IP54, Yellow/Red	GV3APN02	4865

**Note:** All other accessories are same as of GV2.

Busbars GV3G364 and GV3S are not compatible with GV3\*73 and GV3\*80.

Description	Operating Voltage	Reference	Unit MRP [₹]
<b>For GV5 and GV6</b>			
Clip-on connector - upto 150 A - 1.5..95 mm <sup>2</sup>	-	GV7AC021	1445
Clip-on connector- upto 220 A - 1.5..185 mm <sup>2</sup>	-	GV7AC022	1990
Front rotary handle			
GV7AP GV7R - black handle <sup>(2)</sup>		GV7AP01	10470
Terminal shields IP405 <sup>(1)</sup>	-	GV7AC01	3725

(1) Terminal shields cannot be used together with spreaders.

(2) For mounting direct rotary handle on enclosure door.

This accessory makes it possible to open the door if the device is closed and prevents the device from being closed if the door is open.

(3) For Circuit breaker not fitted with a rotary handle

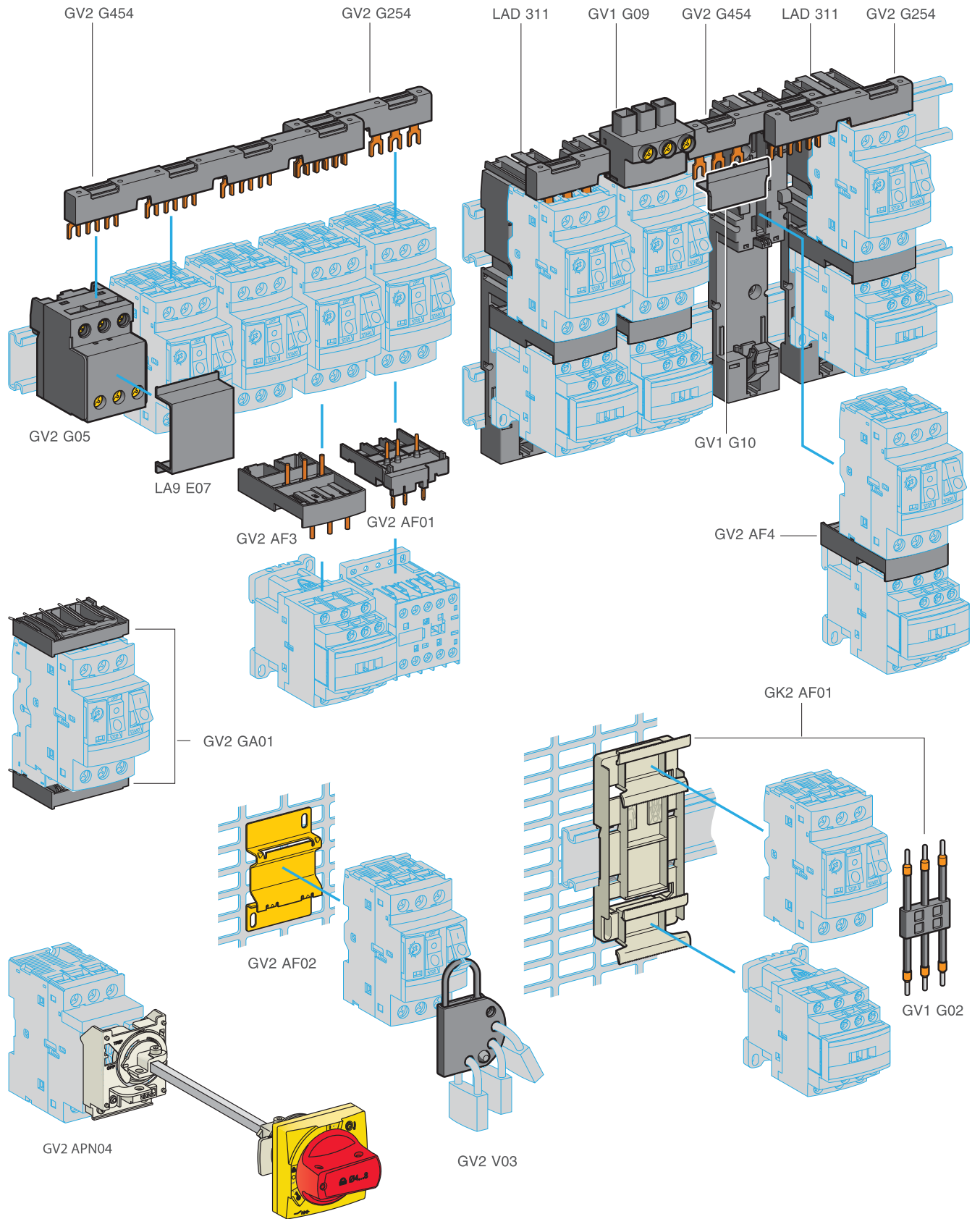
It is recommended to check with Customer care team for selection, recommendation, and availability of stockable and non stockable references

NORMAL STOCK ITEMS

W.E.F. January 17<sup>th</sup>, 2024

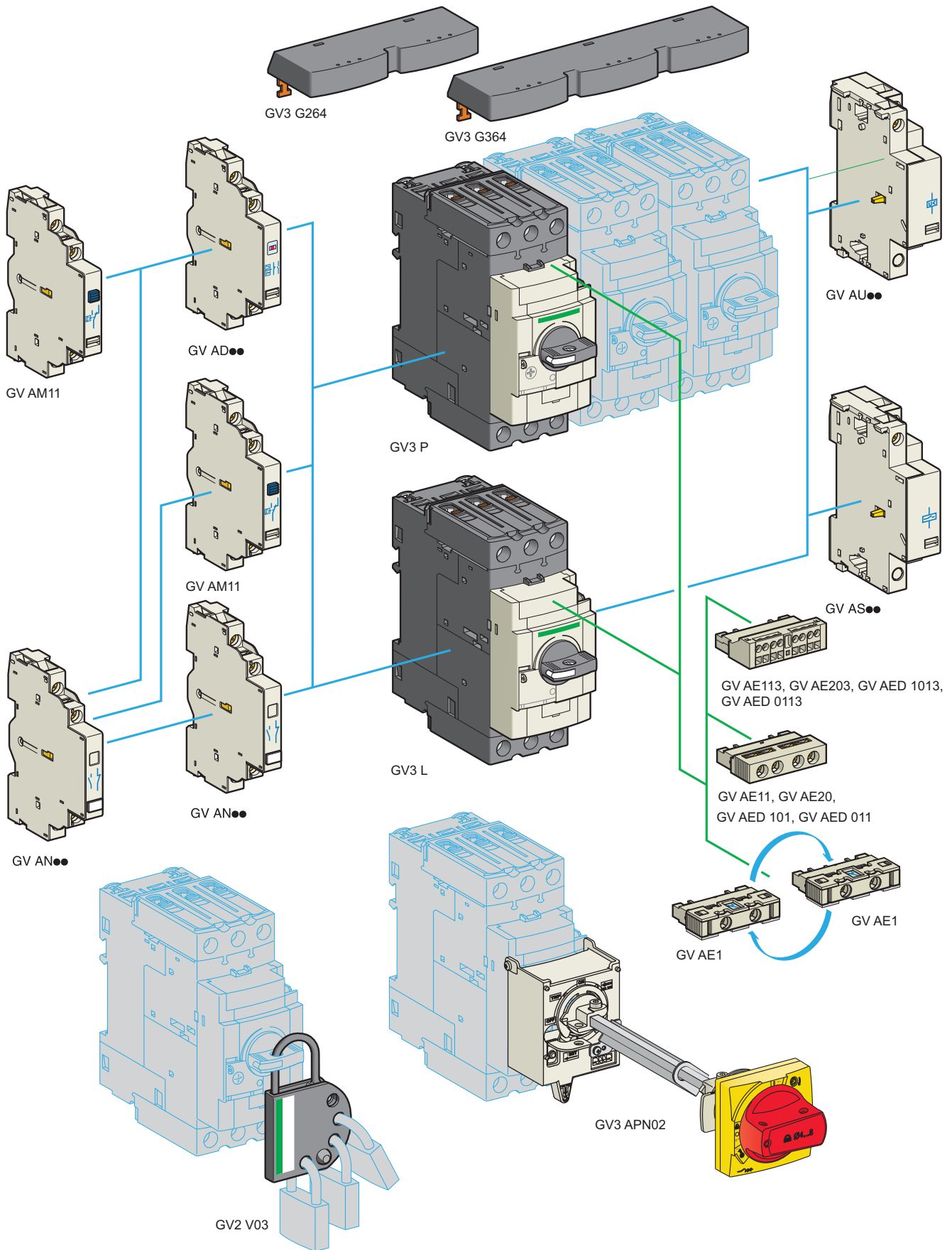
# TeSys

## Accessories compatibility



# TeSys

## Accessories compatibility



# TeSys Control

## TeSys Switches

### Vario Switch Disconnectors

[Ithe] Conventional Thermal Current**	Poles Description	Rated Operational Power (AC-23)*	Reference	Unit MRP [₹]
<b>Complete Enclosed Switches</b>				
• Range 12 to 175A, IP 65 Sealable and Lockable				
10	3P	4 kW	VCF02GE	4110
16	3P	5.5 kW	VCF01GE	4470
20	3P	7.5 kW	VCF0GE	5435
25	3P	11 kW	VCF1GE	5830
32	3P	15 kW	VCF2GE	6830
50	3P	22 kW	VCF3GE	10565
63	3P	30 kW	VCF4GE	12360

\* Rated Power at 415V  
\*\* Ith in enclosure

For Switch Type (Amps)	Mounting Arrangement	Ingress	Reference	Unit MRP [₹]
<b>Operators (Padlockable)</b>				
12 - 40	4 Screw Fixing	IP65	KCF1PZ	1175
63 - 80	4 Screw Fixing	IP65	KCF2PZ	1245
125 - 175	4 Screw Fixing	IP40	KCF3PZ	5030

### Vario Switch Disconnectors

[Ithe] Conventional Thermal Current**	Poles Description	Reference	Unit MRP [₹]
<b>Complete Switch with Padlockable Operator</b>			
• Suitable for Front Mounting or Base Mounting			
12	3P	VCF02	2580
20	3P	VCF01	2810
25	3P	VCF0	3275
32	3P	VCF1	3435
40	3P	VCF2	4255
63	3P	VCF3	8620
80	3P	VCF4	7215
125	3P	VCF5	16530
175	3P	VCF6	20040
<b>Switch Bodies</b>			
12		V02	1680
20		V01	1940
25		V0	2305
32		V1	2810
40		V2	3435
63		V3	4780
80		V4	6285
125		V5	12750
175		V6	16275

### Accessories

Description	For Use with Switch Bodies	Rating in A	Pole Composition	Earth Contact	Auxiliary Contacts	Reference	Unit MRP [₹]
<b>Vario Add-on Modules <sup>(1)</sup></b>							
Main Pole Module	V02/VCF02	12	1P	-	-	VZ02	1205
	V01/VCF01	20	1P	-	-	VZ01	1225
	V0/VCF0	25	1P	-	-	VZ0	1305
	V1/VCF1	32	1P	-	-	VZ1	1275
	V2/VCF2	40	1P	-	-	VZ2	1365
	V3/VCF3	63	1P	-	-	VZ3	1775
Neutral Pole Module <sup>(2)</sup>	V4/VCF4	80	1P	-	-	VZ4	1775
	V02 / VCF02 to V2 / VCF2	-	1N	-	-	VZ11	1465
	V3 / VCF3 to V4 / VCF4	-	1N	-	-	VZ12	1960
Earthing Module	V5 / VCZ5 to V6 / VCZ6	-	1N	-	-	VZ13	4050
	V02 / VCF02 to V2 / VCF20	-	-	-	-	VZ14	1445
	V3 / VCF3 to V4 / VCF4	-	-	1	-	VZ15	1705
Auxiliary Contact Block Module	V5 / VCZ5 to V6 / VCZ6	-	-	1	-	VZ16	2650
	V02/ VCF02 to V6 / VCZ6	-	-	-	1NO + 1NC	VZ7	1510
	V2/ VCF02 to V6 / VCZ6	-	-	-	2NO	VZ20	1510

(1) For mounting option of modules, please refer to the technical catalogue.

(2) With early make and late break contacts

Description	For Use With	Reference	Unit MRP [₹]
<b>Components for Door Interlocking</b>			
Shaft extension - for Mini-VARIO and VARIO - V02..V2	V02...V2	VZ17	1445
	V02...V2	VZ30	1705
Shaft extension - for Mini-VARIO and VARIO - V3 V4 V5 V6	V3, V4, V5, V6	VZ18	1705
	V3, V4, V5, V6	VZ31	1940
Door interlock plate	VZ17 / VZ30	KZ32	500
	VZ18/31	KZ74	860
<b>Input Terminal Protection Shrouds</b>			
Terminal Shrouds	V02 - V2	VZ8	490
	V3 - V4	VZ26	425
	V3 - V4	VZ9	515
	V5 - V6	VZ27	425
	V5 - V6	VZ10	645
	V02 - V6	VZ28	720
	V02 - V6	VZ29	590

Please contact Customer Care Center for Stockable and Non stockable status of references.

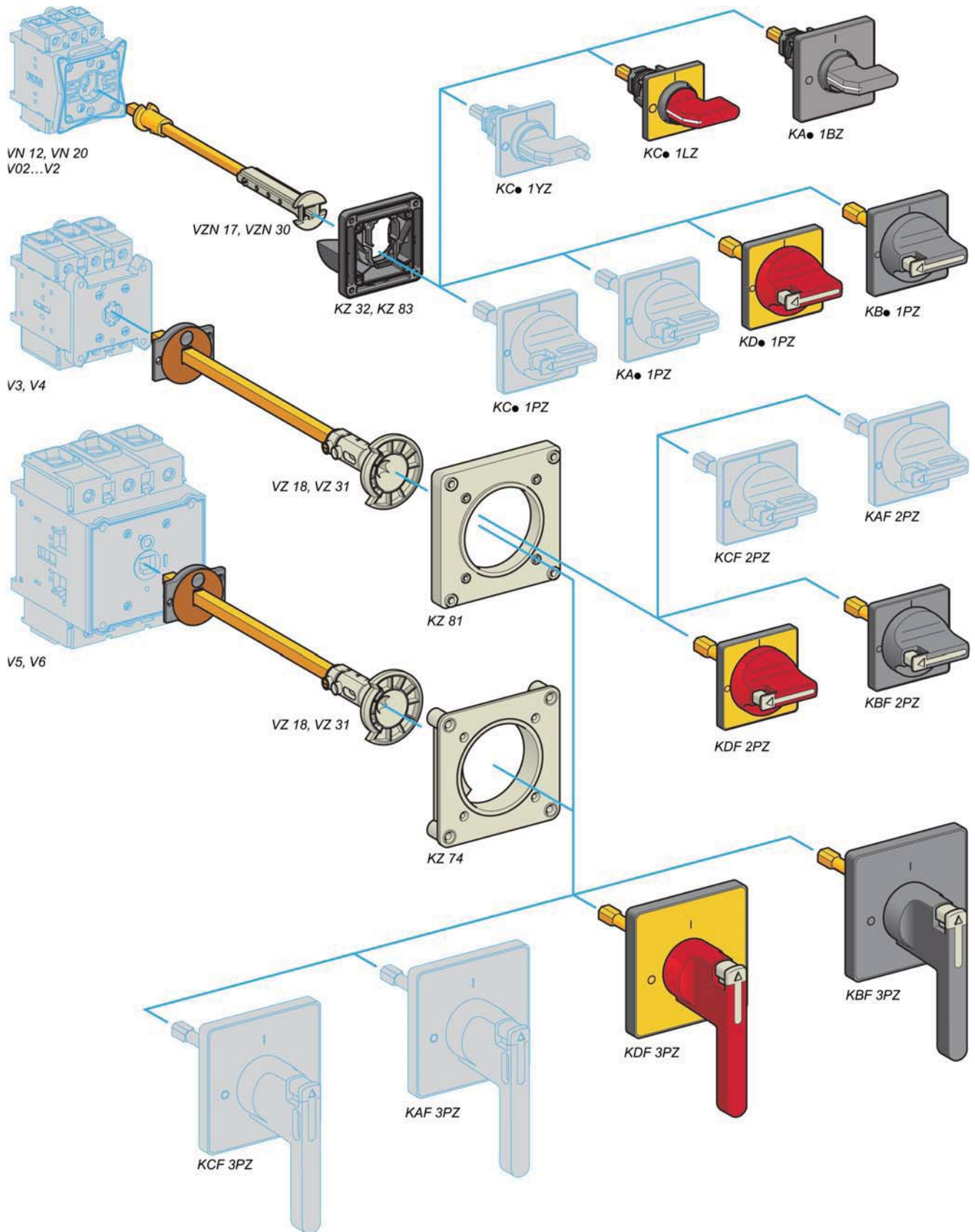
NORMAL STOCK ITEMS

W.E.F. January 17<sup>th</sup>, 2024



# TeSys Control

## Accessories for Switches





# Smarter Load Management with TeSys Island

The Key to Unprecedented Efficiency

## Digital Load Manager

TeSys Island - the innovative & digital multifunctional load management solution up to 80A

Industry 4.0

Predictive Maintenance

Cyber Secure



# TeSys Active

## TeSys Island

• All-in-one Solution for Versatile & Flexible Load Management •

### Motor Protection

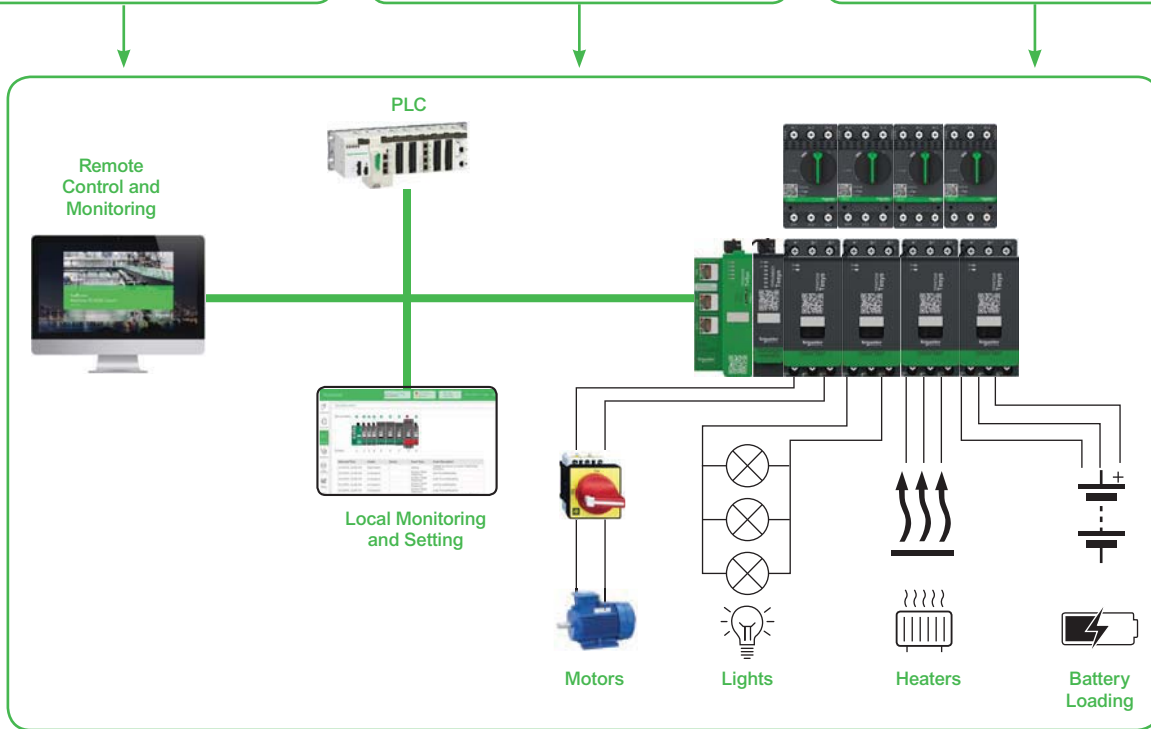
- Motor Overload
- Over/Under Current
- Jam/Stall
- Long Start
- Rapid Restart Lockout

### Upstream Protection

- Phase Loss
- Phase Reversal
- Phase Unbalance
- Ground Current Detection

### Analytics

- Health Diagnostic
- Energy Management
- Demand Management



Designation	Product Specification	Commercial Reference
<b>TeSys island components</b>		
Standard Starter	9A (AC-3)	TPRST009
Standard Starter	25A (AC-3)	TPRST025
Standard Starter	38A (AC-3)	TPRST038
Standard Starter	65A (AC-3)	TPRST065
Standard Starter	66A (AC-3) - 80A (AC-1)	TPRST080
SIL Starter	9A (AC-3)	TPRSS009
SIL Starter	25A (AC-3)	TPRSS025
SIL Starter	38A (AC-3)	TPRSS038
SIL Starter	65A (AC-3)	TPRSS065
SIL Starter	66A (AC-3) - 80A (AC-1)	TPRSS080
Power interface module	9A (AC-3)	TPRPM009
Power interface module	38A (AC-3)	TPRPM038
Power interface module	80A (AC-3)	TPRPM080
Voltage interface module		TPRVM001
SIL interface module		TPRSM001
Digital I/O module	(4 input - 2 output)	TPRDG4X2
Analog I/O module	(2 input -1 output)	TPRAN2X1
Bus Coupler	EtherNet/IP - Modbus TCP	TPRBCEIP
Bus Coupler	PROFINET	TPRBCPFN
Bus Coupler	PROFIBUS	TPRBCPF8
<b>Assembly and Wiring Kits</b>		
Kit for reversing starter application	for 9, 25, 38A (size 1 and 2) starters	LAD9R1
Kit for reversing starter application	for 65, 80A (size 3) starters	LAD9R3
Jumper bar 3-pole for Star Delta application	for 9, 25, 38A (size 1 and 2) starters	LAD9P3
Kit for reversing starter application	for 65, 80 A (size 3) starters, a hazard sticker is provided	LAD9SD3S

\*Architecture shown above is only for graphical representation

# TeSys Control

## Ultra motor starters

### Introduction

From traditional solution



Ultra motor starter- All in one block for advance protection

Motor circuit breaker:  
GV2L



Magnetic protection  
> short-circuit protection

Contactor:  
LC1D



Control  
> Start /Stop

Status monitoring  
> signaling  
> alarm monitoring

Protection relay:  
LRD



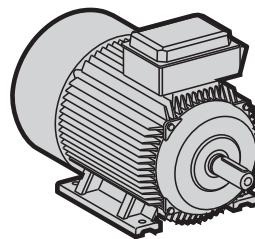
Thermal protection  
> overload



Ultra motor starter  
> All basic or advanced protection and control functions in one block

and more...

- > Overload indication and alarm
- > Status report, remote control via communication bus



**Ultra motor starters**  
can be used in  
**80 %**  
of motor protection and control applications.

# ComPact NSXm & NSX

Schneider Electric is proud to introduce the new generation of ComPacT MCCBs. These breakers talk to you, wherever you are, in all transparency. New design complements new wireless connectivity capabilities with our latest wireless auxiliary contact.

## ComPact Design



### New signature design

- Schneider Electric green signature style for the entire ComPacT range
- Estimated 40% reduction of wiring time for panel builders
- Experience easier installation thanks to a new ergonomic front-plate design
- Gain the confidence that all auxiliaries are on the right spot, and simply double check that you have the right coil rating
- Ergonomic new toggle for easier breaker manual operation

## Wireless Auxiliary Contact



### Wireless breaker status

- Plug & play technology for clear connection status (0 or 1, no half-way wired)
- Placed in the same position as the wired version, its LED light will give you direct indication in case of a tripping
- If you are away, your ComPacT will send you an immediate notification via EcoStruxure Facility Expert for instance
- Wireless auxiliary accelerates overall wiring time: status communication is done very simply and commissioned wirelessly
- Communication architecture is fully EcoStruxure Power validated, with any application

### Ready to meet the new face of ComPact?



Meet the new generation of ComPacT™ circuit breakers with semi-transparent faceplate, screwless auxiliaries and remote monitoring features.

Learn about the benefits of the ComPacT range here:  
[se.com/compact-nsx](https://se.com/compact-nsx)

Please contact Customer Care Center for Stockable and Non stockable status of references.

NORMAL STOCK ITEMS

W.E.F. January 17<sup>th</sup>, 2024



## NSXm Thermal Magnetic Trip Unit (TMD)

- Ics = 100% Icu as per IEC 60947-2
- Adjustable thermal setting 0.7 to 1 x In
- Fixed magnetic settings
- Single frame size upto 160A
- 5 breaking capacities from 16kA to 70kA
- With compression lug connectors
- All the circuit breakers have a transparent lead-sealable cover

Breaking Capacity Icu as per IEC 60947-2	Rated Current	Three Pole Reference	Unit MRP [₹]	Four Pole Reference	Unit MRP [₹]
16kA	16A	C11E3TM016B	13750	C11E6TM016B	19750
	25A	C11E3TM025B	13750	C11E6TM025B	19750
	32A	C11E3TM032B	13750	C11E6TM032B	19750
	40A	C11E3TM040B	13750	C11E6TM040B	19750
	50A	C11E3TM050B	13750	C11E6TM050B	19750
	63A	C11E3TM063B	13750	C11E6TM063B	19750
	80A	C11E3TM080B	13750	C11E6TM080B	19750
	100A	C11E3TM100B	13750	C11E6TM100B	19750
	125A	C12E3TM125B	24360	C12E6TM125B	30000
160A	C12E3TM160B	26070	C12E6TM160B	32690	
25kA	16A	C11B3TM016B	13750	C11B6TM016B	19750
	25A	C11B3TM025B	13750	C11B6TM025B	19750
	32A	C11B3TM032B	13750	C11B6TM032B	19750
	40A	C11B3TM040B	13750	C11B6TM040B	19750
	50A	C11B3TM050B	13750	C11B6TM050B	19750
	63A	C11B3TM063B	13750	C11B6TM063B	19750
	80A	C11B3TM080B	13750	C11B6TM080B	19750
	100A	C11B3TM100B	13750	C11B6TM100B	19750
	125A	C12B3TM125B	24360	C12B6TM125B	30000
160A	C12B3TM160B	26070	C12B6TM160B	32690	
36kA	16A	C11F3TM016B	16750	C11F6TM016B	21200
	25A	C11F3TM025B	16750	C11F6TM025B	21200
	32A	C11F3TM032B	16750	C11F6TM032B	21200
	40A	C11F3TM040B	16750	C11F6TM040B	21200
	50A	C11F3TM050B	16750	C11F6TM050B	21200
	63A	C11F3TM063B	16750	C11F6TM063B	21200
	80A	C11F3TM080B	16750	C11F6TM080B	21200
	100A	C11F3TM100B	16750	C11F6TM100B	21200
	125A	C12F3TM125B	25030	C12F6TM125B	31160
160A	C12F3TM160B	26270	C12F6TM160B	33610	
50kA	16A	C11N3TM016B	19920	C11N6TM016B	24970
	25A	C11N3TM025B	19920	C11N6TM025B	24970
	32A	C11N3TM032B	19920	C11N6TM032B	24970
	40A	C11N3TM040B	19920	C11N6TM040B	24970
	50A	C11N3TM050B	19920	C11N6TM050B	24970
	63A	C11N3TM063B	19920	C11N6TM063B	24970
	80A	C11N3TM080B	19920	C11N6TM080B	24970
	100A	C11N3TM100B	19920	C11N6TM100B	24970
	125A	C12N3TM125B	30090	C12N6TM125B	34600
160A	C12N3TM160B	30730	C12N6TM160B	36330	
70kA	16A	C11H3TM016B	25460	C11H6TM016B	32840
	25A	C11H3TM025B	25460	C11H6TM025B	32840
	32A	C11H3TM032B	25460	C11H6TM032B	32840
	40A	C11H3TM040B	25460	C11H6TM040B	32840
	50A	C11H3TM050B	25460	C11H6TM050B	32840
	63A	C11H3TM063B	25460	C11H6TM063B	32840
	80A	C11H3TM080B	25460	C11H6TM080B	32840
	100A	C11H3TM100B	25460	C11H6TM100B	32840
	125A	C12H3TM125B	47390	C12H6TM125B	50360
160A	C12H3TM160B	47900	C12H6TM160B	51380	

**Note:** For Everlink type NSXm MCCBs add prices of LV426970 (3Pole) or LV426971(4Pole) -2 Sets in above MCCBs

For details on stockable and non stockable status, technical parameter, please contact Customer Care Centre

NORMAL STOCK ITEMS

W.E.F. January 17<sup>th</sup>, 2024



## NSXm integrated Earth Leakage protection (MicroLogic Vigi 4.1 Trip Unit)

- Standard protection of distribution cables
- Earth leakage protection
- Indication of:
  - Overload alarming (via LEDs and via SDx module)
  - Overload tripping (via the SDx module)
- Earth leakage alarming (via the SDx module)
- Earth leakage tripping (via front face screen and the SDx module).

Breaking Capacity Icu as per IEC 60947-2	Rated Current	Three Pole Reference	Unit MRP [₹]	Four Pole Reference	Unit MRP [₹]
16kA	25A	C11E34V025B	40820	C11E44V025B	45690
	50A	C11E34V050B	40820	C11E44V050B	45690
	100A	C11E34V100B	40820	C11E44V100B	45690
	160A	C12E34V160B	43320	C12E44V160B	48880
25kA	25A	C11B34V025B	43060	C11B44V025B	48280
	50A	C11B34V050B	43060	C11B44V050B	48280
	100A	C11B34V100B	43060	C11B44V100B	48280
	160A	C12B34V160B	45590	C12B44V160B	54920
36kA	25A	C11F34V025B	43060	C11F44V025B	49560
	50A	C11F34V050B	43060	C11F44V050B	49560
	100A	C11F34V100B	43060	C11F44V100B	49560
	160A	C12F34V160B	47010	C12F44V160B	55870
50kA	25A	C11N34V025B	47010	C11N44V025B	53340
	50A	C11N34V050B	47010	C11N44V050B	53340
	100A	C11N34V100B	47010	C11N44V100B	53340
	160A	C12N34V160B	53340	C12N44V160B	56980
70kA	25A	C11H34V025B	51910	C11H44V025B	59680
	50A	C11H34V050B	51910	C11H44V050B	59680
	100A	C11H34V100B	51910	C11H44V100B	59680
	160A	C12H34V160B	63790	C12H44V160B	70900

Please contact Customer Care Center for Stockable and Non stockable status of references.

NORMAL STOCK ITEMS

W.E.F. January 17<sup>th</sup>, 2024



- Suitability for isolation as defined by standard IEC 60947-3
- Self protected by their high-set magnetic release
- Single frame size upto 160A

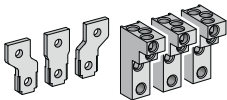
### ComPact NSXm NA switch-disconnector With Compression Lug connectors

Rated Current	Three Pole Reference	Unit MRP [₹]	Four Pole Reference	Unit MRP [₹]
50A	C113050BS	14100	C114050BS	20850
100A	C113100BS	14100	C114100BS	20850
160A	C123160BS	28830	C124160BS	38470

### ComPact NSXm NA switch-disconnector With EverLink™ connectors

Rated Current	Three Pole Reference	Unit MRP [₹]	Four Pole Reference	Unit MRP [₹]
50A	C113050LS	14810	C114050LS	21910
100A	C113100LS	14810	C114100LS	21910
160A	C123160LS	30320	C124160LS	40440

### Accessories for ComPact NSXm 16A to 160A



Terminal spreaders



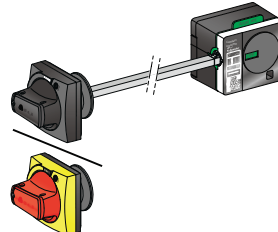
OF or SD auxiliary contact standard



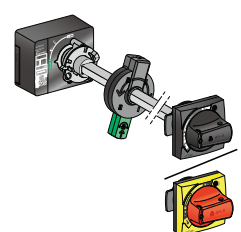
MN or MX voltage releases standard



Direct rotary handle



Side Rotary handle



Extended rotary handle

### NSXm Accessories

#### Auxiliary contacts (changeover)

Description	Reference	Unit MRP [₹]
Standard OF or SD	LV426950	1170

#### Rotary Handles

Description	Reference	Unit MRP [₹]
-------------	-----------	--------------

##### Direct rotary handle

Standard black handle	LV426930/ LV426930T	1500
-----------------------	------------------------	------

##### Extended rotary handle

Standard extended rotary black handle	LV426932/ LV426932T	2390
---------------------------------------	------------------------	------

##### Side rotary handle

Standard side rotary black handle	LV426935/ LV426935T	3830
-----------------------------------	------------------------	------

#### Spreader Links

Description	Reference	Unit MRP [₹]
-------------	-----------	--------------

##### Spreaders & Phase Barriers

Spreaders (Set of 3) 3P	LV426940	880
Spreaders (Set of 4) 4P	LV426941	1200

#### Everlink Accessories

Description	Reference	Unit MRP [₹]
-------------	-----------	--------------

##### Everlink Connectors

EverLink connector with control wire terminal for 3P (Set of 3)	LV426970	1080
---	----------	------

EverLink connector with control wire terminal for 4P (Set of 4)	LV426971	1410
---	----------	------

#### Voltage Releases

Description	Shunt Release Reference	Unit MRP [₹]	Under Voltage Reference	Unit MRP [₹]
-------------	-------------------------	--------------	-------------------------	--------------

##### AC

24 V 50/60 Hz	LV426841	3140	LV426801	4040
48 V 50/60 Hz	LV426842	4270	LV426802	4490
110-130 V 50/60 Hz	LV426843	2850	LV426803	3620
220-240 V 50/60 Hz	LV426844	2930	LV426804	3620
380-415 V 50 Hz	LV426846	2780	LV426806	3620

##### DC

24 V	LV426841	3140	LV426801	4040
48 V	LV426842	4270	LV426802	4490
125 V	LV426843	2850	LV426803	3620
250 V	LV426844	2930	LV426815	4380

For details on stockable and non stockable status, technical parameter, please contact Customer Care Centre

NORMAL STOCK ITEMS

W.E.F. January 17<sup>th</sup>, 2024



## EasyPact EZC

Fixed Thermal Magnetic Trip Unit (TMD)



- Conforms to IEC60947-2
- Suitable for isolation
- Suitable for EasyPact Busbar system

Breaking Capacity Icu as per IEC 60947-2	Rated Current	Three Pole Reference	Unit MRP [₹]	Four Pole Reference	Unit MRP [₹]
"30 kA @ 415V AC 10kA @ 250V DC (2pole in series)"	15A	EZC100H3015	6750	-	-
	20A	EZC100H3020	6750	EZC100H4020	9360
	25A	EZC100H3025	6750	EZC100H4025	9580
	32A	EZC100H3032	6750	EZC100H4032	9360
	40A	EZC100H3040	6750	EZC100H4040	9360
	50A	EZC100H3050	6750	EZC100H4050	9360
	63A	EZC100H3063	6750	EZC100H4063	9360
	80A	EZC100H3080	6750	EZC100H4080	9360
	100A	EZC100H3100	6750	EZC100H4100	9360
	"25 kA @ 415V AC 20kA @ 250V DC (2pole in series)"	125A	EZC250N3125	9850	EZC250N4125
160A		EZC250N3160	11930	EZC250N4160	15980
200A		EZC250N3200	14170	EZC250N4200	17860

## EasyPact CVS

Fixed Thermal Magnetic Trip Unit (TMD)



- Ics = 100% Icu as per IEC 60947-2
- Suitable for Isolation
- Transparent Cover for trip unit as Standard
- Class II front face
- Single frame size 16-250A

Breaking Capacity as per IEC 60947-2	Rated Current	Three Pole Reference	Unit MRP [₹]	Four Pole Reference	Unit MRP [₹]
<b>EasyPact CVS 100 to 630A Overload Setting (Ir) 0.7 - 1 x In</b>					
36kA	16A	LV510330 ✓	11990	LV510340	14980
	25A	LV510331 ✓	11990	LV510341	14980
	32A	LV510332 ✓	11990	LV510342 ✓	14980
	40A	LV510333 ✓	11990	LV510343 ✓	14980
	50A	LV510334 ✓	11990	LV510344	14980
	63A	LV510335 ✓	11990	LV510345 ✓	14980
	80A	LV510336 ✓	11990	LV510346	14980
	100A	LV510337 ✓	11990	LV510347 ✓	14980
	125A	LV516332 ✓	13320	LV516342	16540
	160A	LV516333 ✓	17640	LV516343	21010
	200A	LV525332	25410	LV525342 ✓	31480
36kA	250A	LV525333	28180	LV525343 ✓	34880
	320A	LV540305	36660	LV540308 ✓	45480
	400A	LV540306	36870	LV540309 ✓	45880
	500A	LV563305 ✓	41790	LV563308 ✓	52930
	630A* <b>NEW</b>	LV563307 ✓	47860	LV563310* ✓ <b>NEW</b>	60400

**Note:**

- For performance and other details contact our nearest Sales Office.
- \* \*630A @ 30°C & 600A @ 40° C for TMD630A MCCB

Please contact Customer Care Center for Stockable and Non stockable status of references.

✓ **NORMAL STOCK ITEMS**

W.E.F. January 17<sup>th</sup>, 2024

**EasyPact EZC**

Description	EZC100 Reference	Unit MRP [₹]	EZC250 Reference	Unit MRP [₹]
<b>Auxiliary Contacts (changeover) Multifunction</b>				
Auxiliary Switch 1 C/O	EZAUX10 <input checked="" type="checkbox"/>	1190	EZEAX <input checked="" type="checkbox"/>	1450
Alarm Switch 1 C/O	EZAUX01	1190	EZEAL <input checked="" type="checkbox"/>	1450
Alarm - Auxiliary Switch	EZAUX11 <input checked="" type="checkbox"/>	1770	EZEAXAL	2100
<b>Spreaders</b>				
Spreaders *(Set Of 3) 3P	EZASPDR3P <input checked="" type="checkbox"/>	280	EZESPDR3P <input checked="" type="checkbox"/>	720
Spreaders *(Set Of 4) 4P	EZASPDR4P <input checked="" type="checkbox"/>	1000	EZESPDR4P	920
Phase Barriers	EZAFASB2	300	EZEFASB2	420
<b>Rotary Handle</b>				
Direct Rotary handle	EZAROTDS <input checked="" type="checkbox"/>	1690	EZEROTDS	2100
Extended Rotary handle	EZAROTE	2480	EZEROTE	2480
<b>Shunt Release</b>				
<b>AC</b>				
100-130 V	EZASHT100AC	2560	EZESHT100AC	2540
200-277 V	EZASHT200AC <input checked="" type="checkbox"/>	2560	EZESHT200AC <input checked="" type="checkbox"/>	2560
380-480 V	EZASHT380AC	2910		
<b>DC</b>				
24 V	EZASHT024DC	2800	EZESHT024DC	2900

**EasyPact CVS**

**Auxiliary Contacts (Changeover) Multifunction**

Description	Reference	Unit MRP [₹]
OF or SD or SDE or SDV	29450 <input checked="" type="checkbox"/>	1100
OF or SD or SDE or SDV low level	29452	1310
SDE adaptor for trip unit TM or MA or Micrologic 2 \$\$	LV429451 <input checked="" type="checkbox"/>	1000

\$\$ To be considered alongwith SDE contact for MCCB with TMD/MA./Micrologic 2 protection.

**Voltage Releases**

Description	Shunt Release Reference	Unit MRP [₹]	Undervoltage Reference	Unit MRP [₹]
<b>AC</b>				
220-240 V 50/60 Hz	LV429387 <input checked="" type="checkbox"/>	3280	LV429407 <input checked="" type="checkbox"/>	4060

**Installation Accessories**

Description	Upto 100A only Reference	Unit MRP [₹]	160/250A Reference	Unit MRP [₹]	400/630A Reference	Unit MRP [₹]
<b>Spreaders &amp; Phase Barriers</b>						
Spreaders (Set of 3) 3P	LV431563_IN <input checked="" type="checkbox"/>	620	LV431563 <input checked="" type="checkbox"/>	760	32492 <input checked="" type="checkbox"/> / LV432492	1780
Spreaders (Set of 4) 4P	LV431564_IN <input checked="" type="checkbox"/>	840	LV431564 <input checked="" type="checkbox"/>	1000	32493 <input checked="" type="checkbox"/> / LV432493	2170
Phase Barriers (Set of 6)	*		*		LV432570 <input checked="" type="checkbox"/>	1020

**Rotary Handles**

Description	100/160/250A Reference	Unit MRP [₹]	400/630A Reference	Unit MRP [₹]
<b>Direct rotary handle</b>				
Standard black handle	LV429337 <input checked="" type="checkbox"/>	1580	LV432597 <input checked="" type="checkbox"/>	2380
<b>Extended rotary handle</b>				
Standard extended rotary handle	LV429338_IN <input checked="" type="checkbox"/>	2170	LV432598_IN <input checked="" type="checkbox"/>	3860

Please contact Customer Care Center for Stockable and Non stockable status of references.

NORMAL STOCK ITEMS

W.E.F. January 17<sup>th</sup>, 2024

### AC Miniature Circuit Breakers - xC60



Green Premium

- Breaking Capacity as per IEC 60898 and IS/IEC 60898-1, Icn = 10kA
- Breaking Capacity as per IEC 60947-2, Icn = 15kA, upto 40A
- Can be used for DC application upto 60V per pole
- Higher system performance with optimized cost: Cascading\*
- Increased System Continuity: Discrimination\*
- Higher Installation Life: Energy Limitation Class 3, Fast Closure Mechanism
- Ease, Speed and Flexibility of installation - Biconnect, Line-Load Reversible
- Field-fittable auxiliaries for advance protection and monitoring
- Positive Contact Indication for assurance of disconnection

[In] Rated Current (A)	1 Pole Reference	Unit MRP [₹]	2 Pole Reference	Unit MRP [₹]	3 Pole Reference	Unit MRP [₹]	4 Pole Reference	Unit MRP [₹]
Module Width**	1 mod		2 mod		3 mod		4 mod	
MOQ	12 Nos.		6 Nos.		4 Nos.		3 Nos.	
<b>B curve</b>								
6	A9N1P06B ✓	449	A9N2P06B ✓	1355	A9N3P06B ✓	2249	-	-
10	A9N1P10B ✓	449	A9N2P10B ✓	1355	A9N3P10B ✓	2249	-	-
16	A9N1P16B ✓	449	A9N2P16B ✓	1355	A9N3P16B ✓	2249	-	-
20	A9N1P20B ✓	449	A9N2P20B ✓	1355	-	-	-	-
25	A9N1P25B ✓	449	-	-	A9N3P25B ✓	2249	-	-
32	A9N1P32B ✓	449	-	-	A9N3P32B ✓	2249	A9N4P32B ✓	3030
40	A9N1P40B ✓	974	-	-	-	-	A9N4P40B ✓	4362
63	A9N1P63B ✓	988	-	-	A9N3P63B ✓	3454	A9N4P63B ✓	4402
<b>C curve</b>								
1	A9N1P01C ✓	688	A9N2P01C ✓	1877	A9N3P01C ✓	2962	A9N4P01C ✓	3728
2	A9N1P02C ✓	688	A9N2P02C ✓	1877	A9N3P02C ✓	2962	A9N4P02C ✓	3728
3	A9N1P03C ✓	688	A9N2P03C ✓	1877	A9N3P03C ✓	2962	-	-
4	A9N1P04C ✓	688	A9N2P04C ✓	1877	A9N3P04C ✓	2962	A9N4P04C ✓	3728
6	A9N1P06C ✓	415	A9N2P06C ✓	1355	A9N3P06C ✓	2249	A9N4P06C ✓	3030
10	A9N1P10C ✓	415	A9N2P10C ✓	1355	A9N3P10C ✓	2249	A9N4P10C ✓	3030
16	A9N1P16C ✓	415	A9N2P16C ✓	1355	A9N3P16C ✓	2249	A9N4P16C ✓	3030
20	A9N1P20C ✓	415	A9N2P20C ✓	1355	A9N3P20C ✓	2249	A9N4P20C ✓	3030
25	A9N1P25C ✓	415	A9N2P25C ✓	1355	A9N3P25C ✓	2249	A9N4P25C ✓	3030
32	A9N1P32C ✓	415	A9N2P32C ✓	1355	A9N3P32C ✓	2249	A9N4P32C ✓	3030
40	A9N1P40C ✓	974	A9N2P40C ✓	2182	A9N3P40C ✓	3425	A9N4P40C ✓	4275
50	A9N1P50C ✓	974	A9N2P50C ✓	2182	A9N3P50C ✓	3425	A9N4P50C ✓	4402
63	A9N1P63C ✓	988	A9N2P63C ✓	2201	A9N3P63C ✓	3538	A9N4P63C ✓	4585
<b>D curve</b>								
2	A9N1P02D ✓	695	A9N2P02D ✓	1897	-	-	-	-
3	A9N1P03D ✓	695	-	-	A9N3P03D ✓	3008	-	-
4	A9N1P04D ✓	695	A9N2P04D ✓	1897	A9N3P04D ✓	3008	-	-
6	A9N1P06D ✓	586	A9N2P06D ✓	1421	A9N3P06D ✓	2369	-	-
10	A9N1P10D ✓	586	A9N2P10D ✓	1421	A9N3P10D ✓	2369	-	-
16	A9N1P16D ✓	586	A9N2P16D ✓	1421	A9N3P16D ✓	2369	A9N4P16D ✓	3142
20	A9N1P20D ✓	586	A9N2P20D ✓	1421	A9N3P20D ✓	2369	A9N4P20D ✓	3142
25	A9N1P25D ✓	586	A9N2P25D ✓	1421	A9N3P25D ✓	2369	A9N4P25D ✓	3142
32	A9N1P32D ✓	586	A9N2P32D ✓	1421	A9N3P32D ✓	2369	A9N4P32D ✓	3142
40	A9N1P40D ✓	1052	A9N2P40D ✓	2306	A9N3P40D ✓	3628	A9N4P40D ✓	4550
50	-	-	-	-	A9N3P50D ✓	3628	-	-
63	A9N1P63D ✓	1065	A9N2P63D ✓	2334	A9N3P63D ✓	3661	A9N4P63D ✓	4597

**Note:** \* Please contact nearest Schneider Electric Sales Office or Customer Care Center for coordination chart  
\*\*18mm/module

Please contact Customer Care Center for Stockable and Non stockable status of references.

✓ NORMAL STOCK ITEMS

W.E.F. January 17<sup>th</sup>, 2024

### AC Miniature Circuit Breakers - C120



- Breaking capacity as per IEC 60898, Icn = 10kA/15kA
- Positive Contact Indication for assurance of disconnection
- Degree of pollution: 3 (suitable for industrial environment)
- Operating Temperature: -30 to 70°C
- Terminal connections: Flexible cables up to 35 sq.mm; Rigid cables up to 50 sq.mm

[In] Rated Current (A)	1 Pole Reference	Unit MRP [₹]	2 Pole Reference	Unit MRP [₹]	3 Pole Reference	Unit MRP [₹]	4 Pole Reference	Unit MRP [₹]
Module Width**	1.5 mod		3 mod		4.5 mod		6 mod	
MOQ	12 Nos.		6 Nos.		4 Nos.		3 Nos.	
<b>C120N (10kA)</b>								
80	A9N18357 ✓	3787	A9N18361 ✓	8393	A9N18365 ✓	13184	A9N18372 ✓	17181
100	A9N18358 ✓	4248	A9N18362 ✓	8952	A9N18367 ✓	14051	A9N18374 ✓	17901
125	A9N18359 ✓	4675	A9N18363 ✓	9840	A9N18369 ✓	15585	A9N18376 ✓	20260
<b>C120H (15kA)</b>								
80	A9N18446	4359	A9N18457	10100	A9N18468	15494	A9N18479	21498
100	A9N18447	4997	A9N18458	10561	A9N18469	16880	A9N18480	23835
125	A9N18448	5517	A9N18459	11982	A9N18470	18216	A9N18481	25179

### DC Miniature Circuit Breakers - C60H



- Specially designed MCB for enhanced protection in DC installation
- Magnetic Arc Chutes to quick break DC current in event of fault
- Breaking capacity 6kA as per IEC 60947-2
- Voltage Rating: 1P - 250 V DC & 2P - 500 V DC
- Impulse Voltage: 6 kV
- Higher Installation Life: Energy Limiting Class: 3

[In] Rated Current (A)	Module Width 18mm/ module	1 Pole Reference	Unit MRP [₹]	Module Width 18mm/ module	2 Pole Reference	Unit MRP [₹]
MOQ		12 Nos.			6 Nos.	
<b>C60H-DC</b>						
0.5	1	A9N61500	1784	2	A9N61520	3917
1	1	A9N61501 ✓	1301	2	A9N61521 ✓	2685
2	1	A9N61502 ✓	1301	2	A9N61522 ✓	2685
3	1	A9N61503 ✓	1301	2	A9N61523 ✓	2685
4	1	A9N61504 ✓	1301	2	A9N61524 ✓	2685
5	1	A9N61505	1301	2	A9N61525	2685
6	1	A9N61506 ✓	1069	2	A9N61526 ✓	2185
10	1	A9N61508 ✓	1069	2	A9N61528 ✓	2185
16	1	A9N61511 ✓	1069	2	A9N61531 ✓	2185
20	1	A9N61512 ✓	1069	2	A9N61532 ✓	2185
25	1	A9N61513 ✓	1069	2	A9N61533 ✓	2185
32	1	A9N61515 ✓	1231	2	A9N61535 ✓	2185
40	1	A9N61517 ✓	1465	2	A9N61537 ✓	3222
50	1	A9N61518 ✓	1465	2	A9N61538 ✓	3222
63	1	A9N61519 ✓	1465	2	A9N61539 ✓	3222

### Special application MCBs



#### Solar Application – PV DC

- DC MCB for multi string PV installations
- Operating Voltage: 800V DC
- Current Rating up to 25A
- Complies to IEC / EN 60947-2



#### Rail Application\* (Including Rolling Stock)

- Fire & smoke Resis tant – Level 2 (NF F 16-101, NF F 16-102)
- Shock & vibration resistant (IEC 61373) – Cat 1, Class B
- Breaking Capacity: up to 25kA
- Complies to IEC / EN 60947-2



#### UL MCB

- Type: UL1077, UL489
- Breaking Capacity of 10kA
- Complies to IEC 60947-2 / UL1077 / UL489 / CSA

#### Note:

Please contact nearest Schneider Electric sales office or Customer Care for Reference and prices of Application Specific MCBs

\*Rail Application RCDs are also available on demand \*\*18mm/module

Please contact Customer Care Center for Stockable and Non stockable status of references.

✓ NORMAL STOCK ITEMS

W.E.F. January 17<sup>th</sup>, 2024

# Residual Current Devices (RCDs) - For Human and Fire Protection



**30  
mA**

Use of **30mA RCDs** is now **mandatory** for all **domestic intallations** in India {CEA Amendment regulation 2015\*}



**Schneider Electric provides voltage independent RCDs** which work on current sensing technology and provide protection from residual current even at extra low voltages (down to zero volts) and in case of break of neutral.

**SI  
Type**

**Schneider Electric offers SI RCD built to operate in electrically polluted or installation in aggressive environments:**

- Flourescent / Variable lighting with Electronic ballast
- Powerful IT / Telecom equipment / Air conditioning
- Severe Atmosphere - High lighting risk / Swimming pools

\* for Measures relating to Safety and Electric supply

Please contact Customer Care Center for Stockable and Non stockable status of references.

**NORMAL STOCK ITEMS**

W.E.F. January 17<sup>th</sup>, 2024

## AC Residual Current Circuit Breakers - xID



Suitable for  
ComReady  
Auxiliary



[In] Rated Current (A)	Earth-Leakage Sensitivity (mA)	Module Width 18mm/module	2 Pole Reference	Unit MRP [₹]	Module Width 18mm/module	4 Pole Reference	Unit MRP [₹]
25	30	2	A9N16201	4606	4	A9N16251	6465
	100	2	A9N16203	5112	4	A9N16253	6870
	300	2	A9N16202	5267	4	A9N16252	7072
40	30	2	A9N16204	5421	4	A9N16254	6364
	100	2	A9N16205	5845	4	A9N16255	6908
	300	2	A9N16206	6130	4	A9N16256	7175
63	30	2	A9N16208	6528	4	A9N16258	7369
	100	2	A9N16209	7021	4	A9N16259	8162
	300	2	A9N16210	7162	4	A9N16260	8200
80	30	2	A9N16212	10975	4	A9N16261	12999
	100	2	A9N16213	11157	4	A9N16262	13208
	300	2	-	-	4	A9N16263	13279

## AC Residual Current Circuit Breakers (RCCBs) - ID



- Complies to standards IEC 61008-1 and VDE 0664
- AC Class protection
- Degree of pollution: 3 (suitable for industrial environment)
- Electrical ON/OFF indication by using OFSP auxiliary

Poles Description	[In] Rated Current (A)	Earth-Leakage Sensitivity (mA)	Module Width 18mm/module	Reference	Unit MRP [₹]
4P	100	30	4	**A9R11491	-
		100	4	**A9R12491	-
	125	30	4	16905	55307
		100	4	16906	53849
		300	4	16907	54100

Note: \*\*For 100A RCCB Auxiliary kindly contact Customer Care

## AC Residual Current Breaker Overload (RCBO) - DPN N Vigi



Suitable for  
ComReady  
Auxiliary



- Complies to standards IEC/EN 61009
- AC Class Protection; Tripping characteristics - C curve
- Overvoltage category (IEC 60364): IV
- Suitable for indication & tripping auxiliaries

Poles Description	[In] Rated Current (A)	Earth-Leakage Sensitivity (mA)	Module Width 18mm/module	Reference	Unit MRP [₹]
1P+N	6	30	2	A9N19661	7314
		300	2	A9N19681	7429
	10	30	2	A9N19663	7314
		300	2	A9N19683	7429
	16	30	2	A9N19665	7314
		300	2	A9N19685	7429
	20	30	2	A9N19666	7314
		300	2	A9N19686	7429
	25	30	2	A9N19667	7314
		300	2	A9N19687	7429
	32	30	2	A9N19668	7314
		300	2	A9N19688	7799
	40	30	2	A9N19669	9254
		300	2	A9N19689	9415

Note: Application specific RCDs also available with 10mA, 500mA and 1000mA sensitivities | Please contact nearest Schneider Electric Sales Office or Customer Care Center for Reference and Prices

Please contact Customer Care Center for Stockable and Non stockable status of references.

NORMAL STOCK ITEMS

W.E.F. January 17<sup>th</sup>, 2024

## SI Type Residual Current Circuit Breakers (RCCBs) - xID SI



- Complies to standard IEC/EN 61008-1
- SI RCDs offer enhanced immunity against Electrical Disturbances; Polluted and Corrosive environments - Guaranteed performance in harsh operating conditions
- Ensures continuity of supply in networks with:
  - Transient overvoltages
  - Loads generating HF leakage current i.e. harmonics
  - Loads generating continuous leakage current
- Ensures tripping on genuine earth fault in networks with:
  - Pulsating DC components
  - HF applications which "Blinds" (non-tripping) the conventional RCDs

[In] Rated Current (A)	Earth-Leakage Sensitivity (mA)	Module Width 18mm/module	2 Pole Reference	Unit MRP [₹]	Module Width 18mm/module	4 Pole Reference	Unit MRP [₹]
25	30	2	A9N16234	10715	4	A9N16321	11941
40	30	2	A9N16237	11254	4	A9N16324	12318
63	30	2	A9N16240	11578	4	A9N16327	12648
63	300	2	A9N16246	11664	4	-	-

## Vigi Block for xC60 (Add-on RCD Module, 2 & 4 Pole)



- Flexibility to use MCB of any tripping curve to suit applications, ensuring best 3 in 1 protection
- No auxiliary supply required
- AC Class protection
- Degree of pollution: 3 (suitable for industrial environment)
- Immune to nuisance tripping due to transient over voltages

[In] Rated Current (A)	Earth-Leakage Sensitivity (mA)	Module Width 18mm/module	2 Pole Reference	Unit MRP [₹]	Module Width 18mm/module	4 Pole Reference	Unit MRP [₹]
25	30	1.5	A9N26581	8253	3	A9N26595	9459
	100	1.5	A9N26582	9638	3	A9N26596	9813
	300	1.5	A9N26583	10191	3	A9N26597	10561
63	30	2	A9N26611	10595	3.5	A9N26643	10635
	100	2	A9N26612	11220	3.5	A9N26644	11045
	300	2	-	-	3.5	A9N26645	11556

**Note:** Vigi Block for High Rating up to 125A (C120) and High Breaking Capacity (NG125) available on demand

## SI Type Residual Current Breaker Overload ( RCBO) - DPN N Vigi SI



- Complies to standard IEC/EN 61009
- Ensures continuity of supply in networks with:
  - Transient overvoltages
  - Loads generating HF leakage current i.e. harmonics
  - Loads generating continuous leakage current
- Ensures tripping on genuine earth fault in networks with :
  - Pulsating DC components
  - HF applications which "Blinds" (non-tripping) the conventional RCDs

Poles Description	[In] Rated Current (A)	Earth-Leakage Sensitivity (mA)	Module Width 18mm/module	Reference	Unit MRP [₹]
1P+N	6	30	2	A9N19631	14561
		300	2	-	-
	10	30	2	A9N19632	14561
		300	2	-	-
	16	30	2	A9N19634	14561
		300	2	A9N19644	14561
	25	30	2	A9N19636	14561
		300	2	-	-
	32	30	2	A9N19637	14561
		300	2	-	-
	40	30	2	A9N19638	17241
		300	2	A9N19648	19186

\*For Prices, please contact nearest Schneider Electric Sales Office or Customer Care Center are Center for Reference and Prices

\*For prices, Please contact nearest Schneider Electric Sales Office or Customer Care Center and prices.


Please contact Customer Care Center for Stockable and Non stockable status of references.

NORMAL STOCK ITEMS

W.E.F. January 17<sup>th</sup>, 2024

## Common Auxiliaries for xC60 / C120 / RCDs Range

- Field-fittable auxiliaries (clip fitted) mounted on left side with maximum width of 54mm
- Order: Tripping Auxiliaries (MN first) followed by Indication Auxiliaries (SD first)



Type	Module Width 18mm/module	Reference	Unit MRP [₹]
<b>Indication Auxiliaries</b>			
Acti9 A9A iOF bottom wiring 0.1-6A aux	0.5	A9N26904	1413
Acti9 A9N SD bottom wiring 0.1-6A aux	0.5	A9N26907	1730
Acti9 A9N OF/SD+OF top/bt wir 0.1-6A aux	0.5	A9N26909	4407
Acti9 A9A iOF bottom wiring 0.1-6A aux	0.5	A9A26904	1447
Acti9 A9A iOF/SD+OF t&b wire 0.1-6A aux	0.5	A9A26909	4682
OF+SD24 auxiliary contact (ComReady)	0.5	A9N26899	3879
<b>Protection Auxiliaries – Trip Indication on front face</b>			
MN Under-voltage Release 220-240V AC	1	A9N26960	6232
MSU Over-voltage Release 275V AC	1	A9N26500	7380
<b>Tripping Auxiliaries – Trip Indication on front face</b>			
MX + OF Shunt Release 110-415V AC: for Remote tripping of Circuit Breaker	1	A9N26946	4054
MX + OF Shunt Release 12-24V AC/DC: for Remote tripping of Circuit Breaker	1	A9N26948	4054
<b>Auxiliary Switch for RCCBs – Mandatory for use of Auxiliaries with RCCBs</b>			
Auxiliary switch for RCCB up to 80A (OF-S)	0.5	A9N26923	5936
Auxiliary switch for RCCBs 125A (OFSP)	0.5	16940	2924

## Accessories



Type	Description	Reference	Unit MRP [₹]
Rotary Handle*	Breaker Switching Sub-Assembly	27046	6714
Rotary Handle*	Extended, Disconnectable handle	27047	3390
Padlock** (bag of 2)		26970	1319
Multicable terminal for 3 copper cables**		19096	10913
Aluminum cable terminal**		27060	790
Spacer		A9N27062	333

\* for xC60, C120, DPN N Vigi, C60H-DC, xSW - Multi poles only

\*\*for xC60, xID, DPN N Vigi, C60H-DC, xSW, C60PV-DC

**Note:** For all above Reference MOQ = 1

Please contact Customer Care Center for Stockable and Non stockable status of references.

NORMAL STOCK ITEMS

W.E.F. January 17<sup>th</sup>, 2024



# Protection Against Lightning Strikes And Switching Surges



For all low voltage switchboards and electrical enclosures:

## Comprehensive range

- To ensure the protection of equipment connected to:
- Low voltage networks,
- Telecommunications networks,
- Computer networks.
- Easy to implement and use.
- Compatibility with all earthing systems (TT, TNS, TNC, IT).
- Technical and aesthetic consistency

## Continuity of service and certified safety

Schneider Electric certified coordination between the surge arrester and its disconnection circuit breaker.

Compliance with standards: IEC/EN 61643-11.



More and more electrical equipment today is sensitive to overvoltages caused by lightning.



# 90%

of power outlets supply equipment incorporating electronic devices.



iQuick PRD “built-in” technology surge arresters, a Schneider Electric innovation, incorporate their own disconnection circuit breaker: easy to choose and simple to install for greater effectiveness.



Up to **30%** of installation time saved.

Please contact Customer Care Center for Stockable and Non stockable status of references.

NORMAL STOCK ITEMS

W.E.F. January 17<sup>th</sup>, 2024

## Surge Arresters - Type 1+ 2



- Complies to IEC 61643-1 and EN 61643-11
- Withdrawable type: Easy Replacement
- Inbuilt SPD health Indicator: Also available with remote signaling
- For protection against Direct lightning surge, Indirect lightning surge, Switching surge
- Imp up to 25kA & I<sub>max</sub> upto 40kA
- **Always use a Back-up MCB with your SPD**
- Maximum Operating Voltage [U<sub>c</sub>]: 350V

Type	Pole Description	Module Width 18mm/module	Reference	Unit MRP [₹]
PRD1 25r	1P	2	16329	23208
	1P + N	4	16330	41658
	3P	6	16331	65595
	3P + N	8	16332	81499

## Surge Arresters iPRD - Type 2 (Withdrawable type) (TT, TN-S, TN-C Systems)



- In conformance with standards IEC 61643-11/2011 T2 and EN 61643-11 Type 2
- For protection against Indirect lightning surge and Switching surge
- Inbuilt health Indicator
- Response time < 25ns
- I<sub>max</sub> (8/20 s): 65/40/15/8kA
- Maximum Operating Voltage [U<sub>c</sub>]: 340V
- Level of protection, U<sub>p</sub>: 1.0 - 2.0 kV
- Remote indication contact with 8r/20r/40r/65r
- **Always use a Back-up MCB with your SPD**

Type	Rated Voltage (V)	Pole Description	Module Width 18mm/module	Reference	Unit MRP [₹]
iPRD8	230	1P	1	A9L08100	5685
	230	1P+N	2	A9L08500	10844
	230/400	3P	3	A9L08300	14636
	230/400	3P+N	4	A9L08600	22092
iPRD8r	230	1P+N	2	A9L08501	13000
	230/400	3P+N	4	A9L08601	26511
iPRD20	230	1P	1	A9L20100	6372
	230	1P+N	2	A9L20500	13632
	230/400	3P	3	A9L20300	17450
iPRD20r	230/400	3P+N	4	A9L20600	24671
	230	1P+N	2	A9L20501	15894
	230/400	3P+N	4	A9L20601	30167
iPRD40	230	1P	1	A9L40100	7911
	230	1P+N	2	A9L40500	15700
	230/400	3P	3	A9L40300	22536
iPRD40r	230/400	3P+N	4	A9L40600	31425
	230	1P	1	A9L40101	8857
	230	1P+N	2	A9L40501	20240
iPRD65r	230/400	3P	3	A9L40301	30328
	230/400	3P+N	4	A9L40601	37717
	230	1P	1	A9L65101	11841
iPRD65r	230	1P+N	2	A9L65501	25796
	230/400	3P	3	A9L65301	33662
	230/400	3P+N	4	A9L65601	43678

## Spare Cartridges for iPRD



- Spare Cartridges for iPRD8r, iPRD20r, iPRD40r and iPRD65r
- End of life indication available on front face
- These Cartridges are not compatible with Old SPD range (A9L16...)\*\*

Type	Spare Cartridges for	Reference	Unit MRP [₹]
iPRD 65-350	iPRD65r	A9L65102	7561
iPRD 40-350	iPRD40, iPRD40r	A9L40102	6108
iPRD 20-350	iPRD20, iPRD20r	A9L20102	4662
iPRD Neutral	All products (1P+N, 3P+N)	A9L00002	6243

\*\*Spare Cartridges for Old SPD Range (A9L16...) are available on demand - please contact nearest Schneider Electric Sales Office or Customer Care for Reference and prices

**Note:** For all above Reference MOQ = 1

Please contact Customer Care Center for Stockable and Non stockable status of references.

NORMAL STOCK ITEMS

W.E.F. January 17<sup>th</sup>, 2024

## iQuick PRD - Type 2 with inbuilt MCB



- Compact SPD with in-built back up MCB - saving on space, MCB selection, wiring time
- Compliance to EN 61643-11
- Withdrawable Type - Cost Efficient - Allows damaged Cartridges to be replaced without having to replace entire SPD
- Inbuilt SPD Health Indicator on front face of device; Remote signaling functionality also available
- Incoming Protection: iQuick PRD 40r (High Risk level) and iQuick PRD 20r (Moderate Risk level)
- Secondary Protection: iQuick PRD 8r is cascade mounted with incoming surge arresters

Type	Pole Description	Module Width 18mm/module	Reference	Unit MRP [₹]
iQuick PRD 8r	1P+N	4	A9L16298	16330
	3P	6.5	A9L16299	24488
	3P+N	7.5	A9L16300	30471
iQuick PRD 20r	1P+N	4	A9L16295	18670
	3P	6.5	A9L16296	29397
	3P+N	7.5	A9L16297	36566
Quick PRD 40r	1P+N	4	A9L16292	23352
	3P	6.5	A9L16293	34985
	3P+N	7.5	A9L16294	43478

**Note:** Spare / Replacement Cartridges available - For Reference and prices contact nearest sales office or customer care

## Photovoltaic Surge Arresters



- Protection for photovoltaic panels and the DC input to the inverter from overvoltages due to a lightning strike
- Type 2 surge arresters
- Should be installed in switchboard inside the building. If switchboard is located outside, it must be weatherproof
- Withdrawable surge arrester allows damaged Cartridges to be replaced quickly
- Inbuilt SPD Health Indicator on front face of device; Remote signaling functionality also available

Type	U (cpv) Maximum Operating Voltage (V)	Module Width 18mm/module	Reference	Unit MRP [₹]
iPRD 40r	800	3	A9L40271	12416
	1000	3	A9L40281	15198

**Note:** Spare / Replacement Cartridges available - For Reference and prices contact nearest sales office or customer care

## Surge Arresters for Communication Networks



- Analogue telephone line protection: iPRC surge arrester wired in series to the private installation input, protects the telephones, the modems (including ADSL) etc
- Protection for 2 low-current lines without common potential or 4 lines with common reference potential
- iPRI protects measuring instrument and PLC sensor inputs and the DC power supply inputs up to 53 V and AC power supply inputs up to 37 V

Type	[Ue] Operational Voltage (V)	Module Width 18mm/module	Reference	Unit MRP [₹]
PRI	48 V DC	1	A9L16339	22589
PRC	130 V AC	1	A9L16337	13543

**Note:** For all above Reference MOQ = 1

### Isolator - xSW



- Complies to IEC/EN 60947-3
- Switching duty: AC-22
- Impulse voltage: 6kV
- DC application: 48V (110V with 2 poles in series)
- Short circuit withstand 20 In for 1 second
- Upto 80A Bi connect terminals & 100A to 125A with mono connect terminals

Poles Description	[In] Rated Current (A)	Module Width 18mm/module	MOQ	Reference	Unit MRP [₹]
2	40	2	6	A9S2P040	906
	63	2	6	A9S2P063	1197
3	40	3	4	A9S3P040	1583
	63	3	4	A9S3P063	1854
4	40	4	3	A9S4P040	2004
	63	4	3	A9S4P063	2182
	80	4	3	A9S4P080	2702
	100	4	3	A9S4P100	3650
	125	4	3	A9S4P125	4034

### Selector Switch - iSSW



- Complies to IEC 60947-5-1 and IEC 60669-1
- Rating 20A, 250V AC
- Electrical life (AC22): 30,000 cycles
- Connection: tunnel terminals cables up to 10 sq. mm

No. of positions	Poles Description	Contacts	Module Width 18mm/module	MOQ	Reference	Unit MRP [₹]
2	1	1 C/O	1	12	A9E18070	1938
	2	2 C/O	2	6	A9E18071	2665
	2	1NO + 1NC	1	12	A9E18072	1553
3	1	1 C/O	1	12	A9E18073	1779
	2	2 C/O	2	6	A9E18074	3215

### iRO Buzzers



- Audible indication in housing and the tertiary sector
- Sound level of 70dBA at a distance of 60cm

Voltage	Module Width 18mm/module	Reference	Unit MRP [₹]
230V AC	1	A9A15322	2407

Please contact Customer Care Center for Stockable and Non stockable status of references.

NORMAL STOCK ITEMS

W.E.F. January 17<sup>th</sup>, 2024

### ICT Contactors



- Complies with standards IEC 1095, E N 61095
- 4 operating modes switch on front face :
  - Automatic mode
  - Temporary "ON" mode
  - Permanent "ON" mode
  - Shutdown
- Mechanical contact position Indicator
- Safe installation maintenance: lock the contactor in ON position
- Silent operation (20dB) for entire range

Type	Rating (A)	No. of Contacts	Module Width 18mm/module	Reference	Unit MRP [₹]
1P	25	1NO	1	A9C20731	2856
	16	2NO	1	A9C22712	2940
2P	25	2NO	1	A9C20732	3515
	40	2NO	2	A9C20842	7163
	63	2NO	2	A9C20862	7683
3P	25	3NO	2	A9C20833	4529
	40	3NO	2	A9C20843	10055
	63	3NO	3	A9C20863	10927
4P	25	4NO	2	A9C20834	4743
	40	4NO	2	A9C20844	11711
	63	4NO	3	A9C20864	12355
	63	2NO + 2NC	3	A9C20868	13763

**Note:** 100A Contactor in 2P / 4P - available on request

### iTL Impulse Relays



- Complies with standards IEC/EN 60669-2-2
- Safe maintenance: disconnection of remote control by selector switch
- Manual Controls on front face: 0-I toggle
- Mechanical contact position Indicator
- Maximum 5 operations/min. and 100 switching operations/day
- Degree of pollution: 3 (suitable for industrial environment)

Type	Rating (A)	Control Voltage	No. of Contacts	Module Width	Reference	Unit MRP [₹]
1P	16	230-240 VAC	1NO	1	A9C30811	1852
	32	230-240 VAC	1NO	1	A9C30831	2331
2P	16	230-240 VAC	2NO	1	A9C30812	3037
	32	230-240 VAC	2NO	1	A9C30831 + A9C32836	6882
3P	16	230-240 VAC	1NO+1NO/NC+1NO	2	A9C30811 + A9C32816	5503
	32	230-240 VAC	1NO+1NO/NC+1NO	2	A9C30831 + 2 x A9C32836	11433
4P	16	230-240 VAC	4NO	2	A9C30814	5871
	32	230-240 VAC	4NO	2	A9C30831 + 3 x A9C32836	15984

### iIL Indicator Lights



- Complies with standard IEC 60947-5-1
- Indicator light with LED technology
- Service life 100,000 hours with constant luminous efficiency

Type	Colour	Module Width 18mm/module	Reference	Unit MRP [₹]
Single Indicator light	Red	1	A9E18320	1915
	Green	1	A9E18321	1915
	Blue	1	A9E18323	1915
	Orange	1	A9E18324	1915
3 phase voltage presence light	Red/Red/Red	1	A9E18327	5532
Single Push Button (1 NO+ 1NC)	Grey	1	A9E18033	2579

**Note:** For all above Reference MOQ = 1

Please contact Customer Care Center for Stockable and Non stockable status of references.

NORMAL STOCK ITEMS

W.E.F. January 17<sup>th</sup>, 2024

## Communication Auxiliaries



Auxiliary for Protection Devices (OF+SD24)      Auxiliary for Contactors (iACT24)      Auxiliary for Impulse Relays (iATL24)

Description	Module Width	Reference	Unit MRP [₹]
OF+SD24	0.5	A9N26899	3879
iACT24	1	A9C15924	17842
iATL24	1	A9C15424	18787

## Acti 9

Description	Reference	Pack	Unit MRP [₹]
<b>Distribloc 63A</b>			
Distribution from the top (4 Module)	04040	1	15571
Distribution through the bottom (4 Module)	04041	1	15571

## Reflex iC60 - Integrated Control & Overcurrent Protection Device



- All in One Solution: MCB + Contactor + Impulse Relay + Auxiliary
- 10kA Breaking capacity as per IEC/EN 60947-2,
- Ti24 interface: Connection to PLC, Smartlink
- 3 operating modes to cater to a variety of applications
- Safe lock down with Integrated Padlocking
- Simplified maintenance: Front face Indicator allows better reliability

[In] Rated Current (A)	2 Pole Reference	Unit MRP [₹]	3 Pole Reference	Unit MRP [₹]	4 Pole Reference	Unit MRP [₹]
Module Width **	4.5 mod		5.5 mod		6.5 mod	
<b>B Curve</b>						
10	A9C61210	49082	-	-	A9C61410	58849
16	A9C61216	49076	-	-	-	-
25	-	-	A9C61325	51257	-	-
40	-	-	A9C61340	54818	-	-
<b>C Curve</b>						
10	A9C62210	52114	A9C62310	52825	A9C62410	56074
16	A9C62216	52114	A9C62316	53887	A9C62416	56074
25	A9C62225	49626	A9C62325	52825	A9C62425	56074
40	A9C62240	52268	A9C62340	54844	A9C62440	61304
63	-	-	A9C62363	56954	A9C62463	62899
<b>D Curve</b>						
25	-	-	-	-	A9C63425	58327

Note: \*\*18mm/module

Please contact Customer Care Center for Stockable and Non stockable status of references.

NORMAL STOCK ITEMS

W.E.F. January 17<sup>th</sup>, 2024



## DODIA ELECTRICALS

Our Own Brand



### AUTOMATION BRAND



### SWITCHGEAR BRAND



Address : 9/11, Picket 'X' Road, G.T. Building, Lohar Chawl, Mumbai - 400002.

Email id : sales@dodiaelectricals.com    Whats App / Contact : +91 98338 24773 / 022-22064807

Visit us at : [www.dodiaelectricals.com](http://www.dodiaelectricals.com)